

Plot No. 559, Opp. Road No. 9, Kathwada GIDC  
Ahmedabad-382 430 ( Gujarat ), INDIA  
☎ : +91 96018 69615 (Whatsapp)  
✉ : sales@rabatex.com  
🌐 : www.rabatex.com  
Domestic Office : Surat - Mumbai - Kolhapur - Pune - Coimbatore  
Bhilwara - Kolkata - Delhi  
Overseas Office : USA - Russia - Turkey - Egypt - Brazil - Gautemala  
South Africa - Ukraine - Uzbekistan - Bangladesh

RABATEX  
INDUSTRIES PVT. LTD.

eXcellent products  
**advance**  
technology...

**Quality** is Our  
Passion **Our** Passion **Drives**  
**Business**



## Our Journey

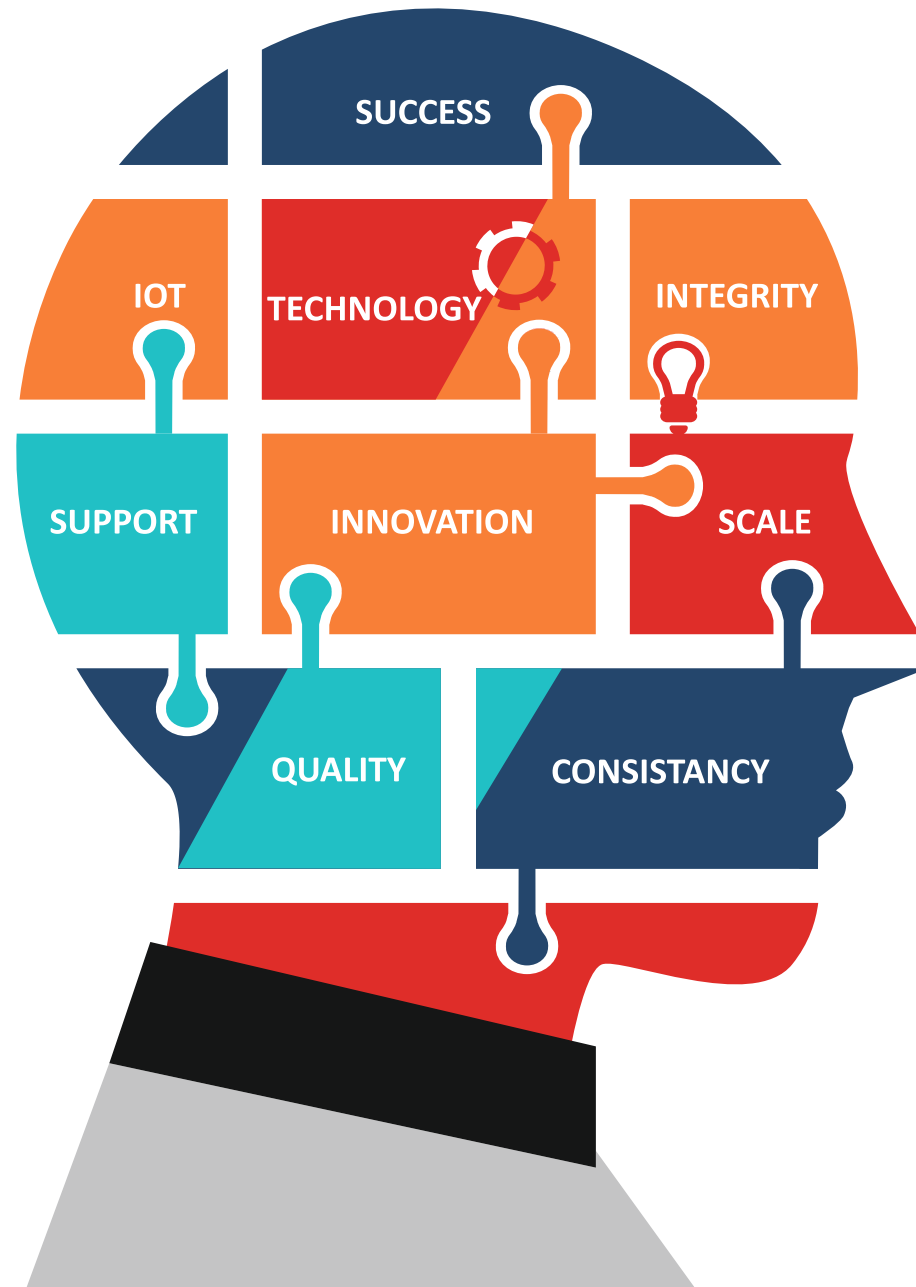
Since its inception in 1962, Rabatex Group has grown to be a dominant player in the Engineering & Textile Machinery Manufacturing Industry. We began with the Manufacturing of high precision components for Air Compressor / Agriculture Tractor Vehicle / Various customized machinery for MNC Companies. Later on we have started manufacturing of basic Sectional Warping Machines, Material Handling & Storage Equipment for weaving preparatory machinery and Other textile machinery.

Today, Rabatex Group offers the world a substantial range of Advanced Computerized Sectional Warping Machines, Single End Sample Warping Machines, Single End Sizing Machines, and Speciality Warping Creels (with electronic controls), Precision Tensioner, and Material Handling & Storage Equipment, among others. From micro units to large-scale modern units, we provide a sizable variety of tailor-made machinery to various companies to help streamline their textile manufacturing process.

Rabatex have been also awarded for Best R&D Award in 2006 as well as Best Export Performance Award apart from various individual appreciations from many clients.

Further expanding, Rabatex have also started manufacturing and solution for Automatic Storage System (VLM / Cerrusole / Storage Solution / Customized Solution for Storage) as well as Electric Operated Equipments under JVA with Alexander Gionavelli - Italy. During span of time Rabatex have made good presence in global market.

With our constantly evolving technology and state-of-art design, our machinery is easy-to use and helps thousands of Clients to save time and boost their manufacturing efficiency. Our dedicated after-sale service, consistent support to customers and fair prices also help us maintain a 43% repeat business ratio, encouraging us to scale greater heights.



Consistency in product quality, advanced technology and customer satisfaction are some of the cornerstone objectives that have helped Rabatex thrive over the last 6 decades. With a strong and dedicated workforce the Group has been growing leaps and bounds in the Engineering Industry as well as Textile Machinery Manufacturing Industry.



**Export World Wide**



# Vision = Mission



## Vision

Most preferred global solution provider by supplying innovative products which add value to our customer and contribute to environment



## Mission

To ensure continual improvement in product manufacturing & service to achieve highest level of customer satisfaction . Adopting advanced technology to ensure price effective , efficient and reliable products and services to customer worldwide

# Values

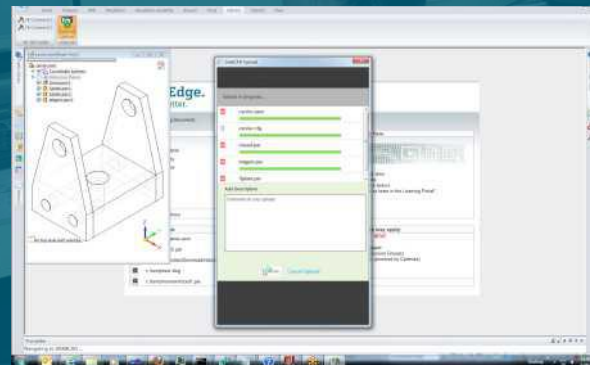


## Values

We are a customer-focused company. Ergo, all our activities, including quality enhancement, innovation, and manufacturing process, center of excellence and customer delight. We also firmly believe that happiness and self-actualized employees make happy customers. In fact, we consider our employees as our most valuable assets. As we grow, we strive to engender their growth as well. This we do by inculcating a spirit of 'Team', by encouraging them to take up greater responsibilities, by providing suitable training and so on. Integrity is another core value of ours. We ensure that we are fair in our dealings with our vendors and partners

R & D

Our R&D team works in a structured fashion towards making the work process simple and efficient for the textile industry. Stringent quality control measures and a constantly evolving design have led to us producing technologically superior products for the industry. Our engineering and manufacturing personnel boast of a wide range of experience in designing and producing, high quality machinery, while ensuring that our machinery is crafted with standardized components and latest technology, suited to give your operations a go at increased profitability.



Through an advanced engineering automation software that oversees selection of proper raw material, life cycle, strength evaluation, and performance evaluation, we make certain that our machinery performs in a hassle-free fashion, and at low operating and maintenance costs.



### Quality Policy

At the Rabatex Group, we are dedicated to our primary mission of supplying Warping Machines, Material Handling and Storage equipment to the entire textile industry with the usage of efficient and customized technology.

Guided by our customer insights and a user-centric design process, we uncover what end users may want and incorporate those when creating our world class designs. Usability and brand-driven product aesthetics guide us during this process. On the engineering front, we ensure that down to the smallest detail, our machinery is easy-to-use and cost effective to manufacture.

With a talented design engineering team, we strive to constantly innovate our designs and prove them feasible from the onset to lower production and manufacturing costs down the road.

Committed towards maximum customer satisfaction, we ensure that in all aspects we match our clients' expectations for quality, reliability, safety, technology and continued after-sale service. It is our burning desire to keep up with the ever-evolving trends of the textile industry, and stick to our unwavering standards of competency.


# Quality is our passion

## Our Passion Drives Our Business

- ISO 9001:2015 certified by DNV
- CE conformance of European standards
- Other appreciation from customers association/Government of India



### Technology Associates



# YOUR ACCOMPLISHMENTS DEFINE OUR MILESTONES

Shirting	Home Furnishing	Suiting	Terry Towel	Silk	Industrial Fabric	Denim	Jute
							Hukumchand Jute



Through an ever-expanding network of distributors and offices, we assist and provide support to our customers with an intense focus on meeting their requirements with utmost precision and timely deliveries.

Our strong and dedicated workforce of 200+ people across the country helps us safeguard our prompt delivery of goods and provide round-the-clock service to our valued clientele.

More than **3600<sup>+</sup>** sectional warper installations world wide

More than **6000<sup>+</sup>** material handling & storage equipment installations world wide

## HIGH SPEED AUTOMATIC SAMPLE WARPERS RI 6001

For preparation of sample warps, short warp and creative warp samples


We are now proud to introduce our Advanced Sample Warping Machine, ready to meet the requirements of the fashion industry, and masterfully cater to the apparel fabric suppliers for their sample warp and large warp needs.

The advance automation (With advanced software) ensures flexibility of warp sampling production with minimum number of yarn packages and in the shortest time frame possible.

The rotational creel (up to 16 Warp Packages) ensures perfect warp preparation irrespective of complexity of pattern and that too with a precise thread build up which in turn allows maximum warp length within the shortest time frame. In addition, there is an advanced HMI Control for effective data entry and optimising time and quality of the warp sample preparation even with remote diagnosis facility.

### Technical Features

Drum circumference	:	7000 mm
Warp width	:	1900 - 2200 mm (Higher width on request)
Warping length	:	21 - 450 Mtr (Depending on warp density )
Yarn range	:	5 - 500 Tex
Warping speed	:	1000 MPM
Leasing speed	:	1000 MPM
Beaming speed	:	80 MPM
No. of colour feeder	:	16
Maximum beam flange dia	:	650 - 1100 mm
Beaming tension	:	400 - 5000 N
Auto leasing	:	Yes
Beam pressing	:	Yes (Optional )
Oiling / waxing	:	Yes (Optional )
Leasing option	:	a. Standard (4 lease) b. 7 lease (beam to beam sizing)




## HIGH SPEED AUTOMATIC SAMPLE WARPERS RI 6001

### Features Highlights

- Rotary Creel with a facility to accommodate 16 packages. Easy to load any type of yarn packages.
- State of art yarn accumulators to ensure the laying of the yarn with constant tension at a max. speed up to 1000 mpm.
- 15" Touch screen colour display HMI for data entry & display of all process parameters.
- Advanced & user friendly software, easy to handle by operator for data entry and to view process information.
- Advance software automatically displays the colour-wise warp package requirements, the position of each color on the cone creel the number of pending warp threads the pending warp width, the maximum possible length and the time required to complete the warp.
- The software determines the package positions to complete the pattern in the shortest possible time, ensuring maximum output.
- It also provides advanced diagnostics of all electronics and machine fault diagnosis to assist the maintenance engineer.
- Memory for program store facility to avoid the re-entry of the data.
- Separate pre-preparation software available for the preparation of the next programs, helps to reduce the machine down time & boost the productivity.
- Yarn brake detection sensors detects the yarn brake before & after the yarn accumulators colour packages, avoid the chances of pattern mistake.

### Features Highlights

- Precisely made 16 yarn needles on the rotary, controlled by the response control, lay the yarn accurately according to the inserted warp pattern at a very high speed of up to 1000 meters per minute.
- Robust constructed separate beamer, accommodates max. 1100 mm beam flange, with hydraulic donning/doffing, with the help of pneumatic braking system. Servo control beaming drive ensure constant line speed of the warp, maintaining constant yarn tension.
- All safety measures provided at all operational rotating part, includes pneumatic control auto rotary creel guard, warping running guard, beaming safety guards and all interlocked emergency push button at different position of the machine.
- Pneumatic beam pressing device (Optional) for extra hardness of the beam for certain warp & waxing/oiling device (Optional) with heating system, auto oil circulating system available .
- Automatically & smoothly, selection of the required yarn for laying on drum at very high speed without any error.
- Synchronised yarn laying by belts and drives, ensure precise laying & shifting of the warp yarn on drum, to ensure a quality warp beam.
- Automatic sequential leasing function inserting cross leases & cut lease accurately without any lease fault.




# HIGH SPEED AUTOMATIC SAMPLE WARPER RI 6001



## Cone Creel

- Rotary cone creel available with 16 colours
- Smooth unwinding avoids yarn breakage
- Easily loading/ unloading of yarn packages minimize the change over time
- Suitable for all types of yarn packages



## Leasing Unit

- Precisely controls leasing units to get the fault free leases
- Automatic sequential leasing function



## Yarn Accumulators

- State of art technology controlled by the response control
- Ensure even tension throughout the warp irrespective of any package diameter
- Yarn brake detector avoid the chances of wrong pattern



## Drum

- Warping drum with 7000 mm circumference suitable for the width upto 2200 mm
- Robust constructed drum capable for max. possible length up to 450 Mtr Length (Depending on warp density)
- Synchronised timing belt drive



## Warping Needles

- 16 thread needles controlled by the response control
- Laying of the threads on the drum so precisely, will result in the quality warp beam
- Laying max. 16 warp ends / revolution, depending on the pattern, at a very high speed
- Front broken end detection sensor detect broken warp, avoid the chances of wrong pattern



## HMI

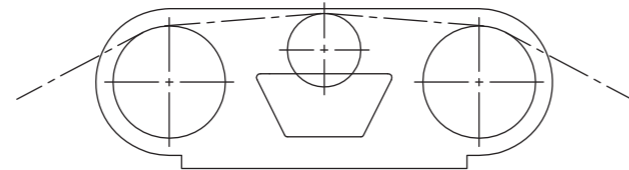
- 15" touch screen colour display screen for data inputs & display operational data
- Advance software for data entry, optimisation of complex warp pattern, monitoring of all process data, advance diagnosis of electronics components

# HIGH SPEED AUTOMATIC SAMPLE WARMER RI 6001

## Optional Accessories

### Waxing Device

- 3 roll waxing device with SS wax tray and circulated storage tank with pump and motor
- Synchronized waxing speed
- The center SS roll is driven by a gearbox and an AC motor with variable speed
- Storage tank with pump
- AC drive for SS guide roll drive



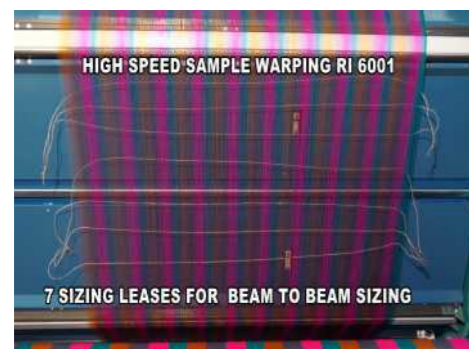
### Beam Pressing Device

- Pneumatic beam pressing device for extra hardness of the beam for certain warps

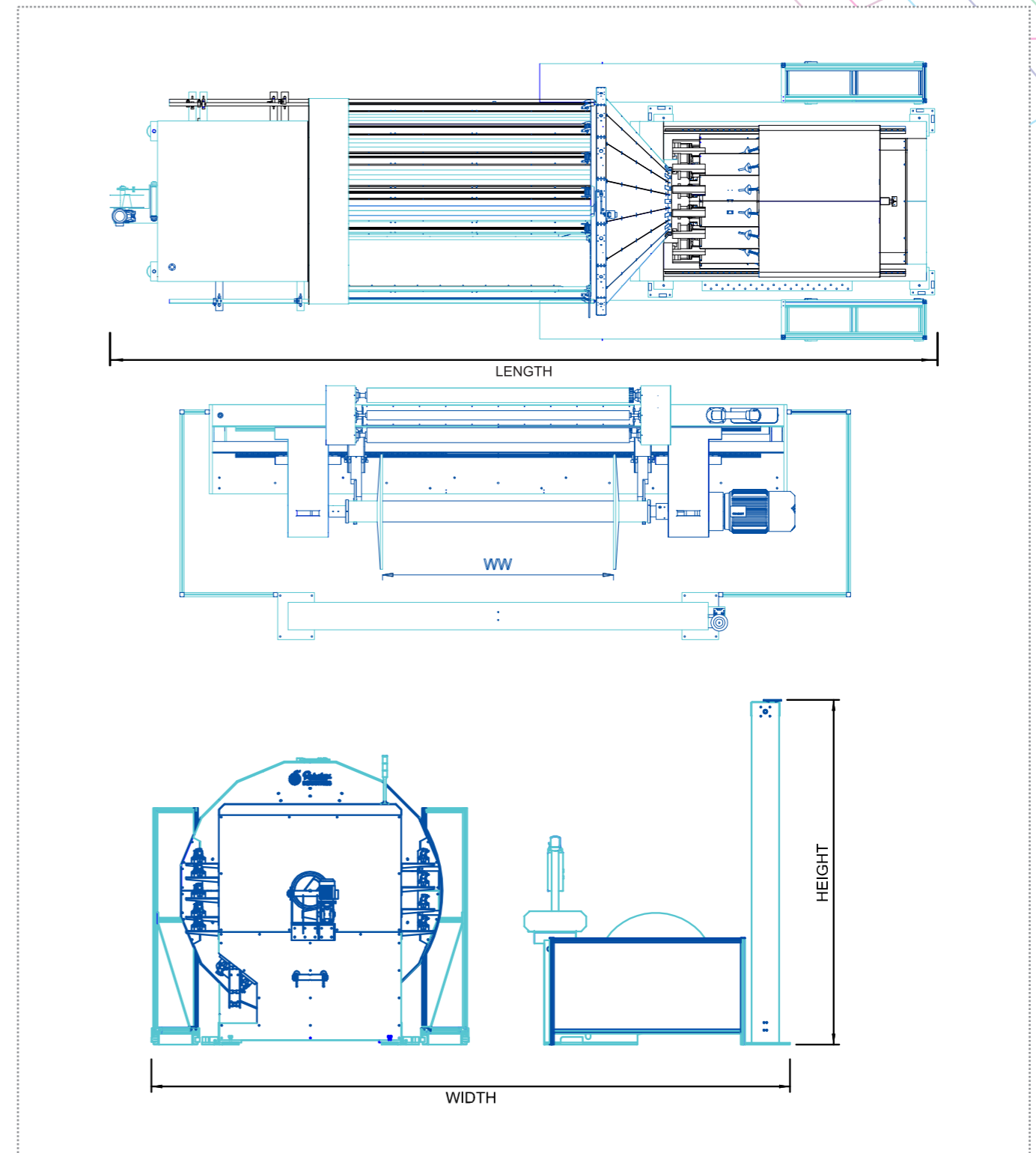


### 7 Lease (Beam to Beam Sizing)

- 7 lease option for beam to beam sizing



## Layout Drawing



No.	WW	LENGTH	WIDTH	HEIGHT
1	1900mm	8225mm	5815mm	3140mm
2	2200mm	8525mm	5815mm	3140mm

## SINGLE END WARPERS RI 601

Single End Sample Warper is the need of the hour for any modern weaving unit. This product enables manufacturers to produce sample warps of short lengths (less than 100 meters) more efficiently.


The Single End Sample Warper reduces the sampling cost and eliminates yarn wastage, producing a clear 'replica' of the sample fabric to

be weaved in bulk. Effectively saving time, this Single End Sample Warper produces a live, warp sample in a limited amount of time.


Given its time-saving capabilities and effective use of yarn, this Single End Sample Warper will help you reap the rewards of your investment in just a few months.

### Technical Features

Drum circumference	:	7000 mm
Warping width	:	1900 mm (Higher width on request)
Warping length	:	7-105 Mtr
Warping speed	:	1000 MPM
Thread pick up speed	:	500 MPM
Thread change speed	:	500 MPM
No. of colour feeder	:	8
Max. beam flange dia.	:	600 -1000 mm



## SINGLE END WARTER RI 601



### Optional Accessories


- Accumulator with control panel for stationary creel
- Rotational creel having 8 ends with accumulators and control panel

### User Friendly Programmable Pattern Entry

Pre-programmable warp pattern for unlimited warp designs patterns. Precise response control for thread pick up and thread change speed by a compact digital A.C. drive, synchronized with pre-programmable thread feeder pneumatic element. Thread movement through a precise engineering conveyor belt, driven by advanced motion control.




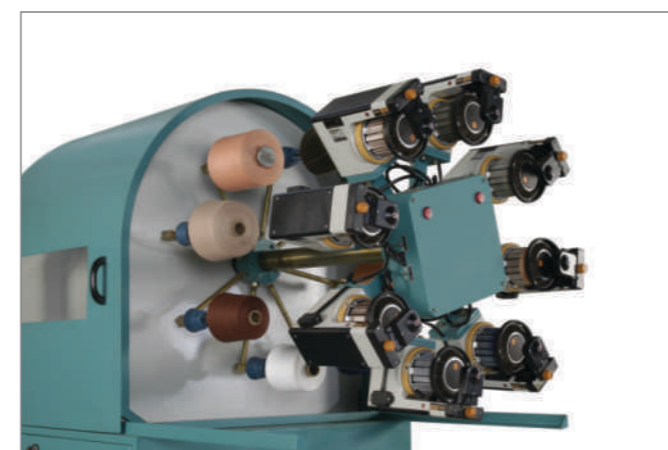
## STATIONARY CREEL RI 701



Up to a maximum of 8 different colours of warp can be used. User friendly and programmable. Various pattern selection. Specially developed sensor does not allow miss or double ends. Option of thread accumulator available with 8 cone holder frame.

## ROTARY CREEL RI 801

Up to maximum 8 ends can be placed with implies up to maximum 8 threads being warped at the same time. This increases the warping efficiency significantly. The creel is precisely synchronized by a variable frequency digital A.C. drive and quick response thread accumulator.



## MINI SAMPLE WARTER RI M 601

At present global textile market becomes more competitive / fashion oriented with shortest lead time requirement . This advancement may help to various segment like yarn dyed shirting / suitings / furnishing / technical textiles to create sample with minimum material and soonest possible time frame .



Mini Sample Warping Machine RI M 601 has been developed to handle the production of short-run warp beam and is specifically developed to offer different options to meet the

diverse needs of warping width, can perfectly work with sampling loom.

Sample Warper can make warp in minimum width respectively for swatch sample, final product, besides, its design concept just requires one bobbin for each colour and eliminates the hassle of preparing a great number of yarn bobbins. The user friendly machine operates with compact integrated stationary creel.

### Technical Features

Drum circumference	:	2500 mm
Warp width	:	500 mm (50 cm / 19.5 inch)
Warping length	:	5-30 Mtr (Depend on warp material used)
Yarn range	:	5-500 Tex
Warping speed	:	300 MPM
Beaming speed	:	10 MPM
No. of colour feeder	:	8
Maximum beam flange dia	:	100 mm
Package selection	:	Automatic by controller
Pattern selection	:	Automatic by controller
Belt drive	:	Through servo drive
Beaming tension	:	By drum braking through pneumatic cylinder
Creel type	:	Stationary
Belt traverse	:	Servo driven
Yarn selector	:	Pneumatic operated



# MINI SAMPLE WARPERS RI M 601

## Features Highlights




### Belt Shifting

The belt shifting is fully automated to match requirement of different density warp preparation with advanced motion controller through servo drive.

### Leasing Capability

The machine offers two Leasing (Pneumatically operated Leasing with 1 Cross and 1 Cut Lease) for subsequent operations of knotting and drawing. Both leasing rods are installed on a stand that moves laterally, synchronized with the movement of the belt and feeder hook to ensure proper leasing.




### Stationary Creel

Stationary creel combines accumulators / tensioners / stop Motion for increasing efficiency of yarn feeding and speed control during warping. With maximum possible 8 colours feeder duly synchronised with warping operation.

### Electronic Stop Motion

Easy way by the self activation of the yarn stop motion and by the clear signalling of the place of yarn breakage and machine stop immediately.




### HMI

Advanced HMI (Touch screen) for easy operation and display of all running data/ process data/ trouble shooting with real time data.

### Automatic Colour Changing Device

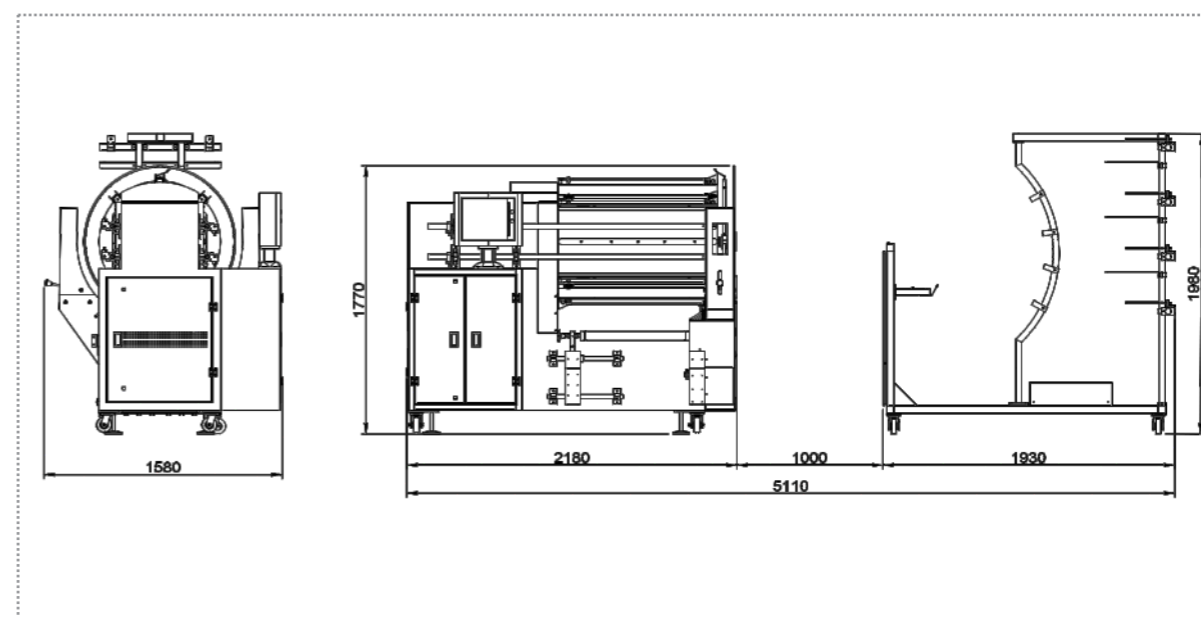
Efficient & quick colour selection change over with advance software optimisation.



### Integrated Beaming Device

To minimize space occupancy, the beaming device is integrated with the machine. It is driven by an inverter-driven geared motor with adjustable warp tension.

## Layout Drawing



No.	Working Width	Length	Width	Height
1	500	5110	1580	1980

## SINGLE END SIZING MACHINE RI 8001

The Single End Sizing Machine for the warp is an asset to the sampling department by contributing to the quality and efficiency of the weaving process.

Using a combination of three processes - coating (sizing), drying and continuous winding on an individual spindle, this machine greatly improves weaving efficiency, resulting in quicker samples.

### Technical Features

No. of spindles	:	1 / 2 / 4 / 8 (As per request by customer)
Machine type	:	Individual spindle driven
Skeleton winder motor	:	Controlled by individual AC motor
Package winding motor	:	Controlled by individual AC motor
Winding speed	:	0-250 MPM (Depend on the type of yarn)
Yarn count	:	10'-120 Ne / 40-500 denier
Drying	:	Electrical heating
Temperature control	:	40° - 60°C (Individual temperature control)
Stop motion for broken ends	:	Individual sensor
Sizing solution tank	:	SS fabricated size chemical tank
Sizing solution circulation	:	Pump provided on common size tank
Hot air circulation device	:	To maintain uniform temperature in drying chamber through individual blower motor
Length meter	:	Controlled by individual monitor
Winding type	:	Parallel / Conical (5.7")
Length measurement	:	Electrical counter meter
Display	:	Monitoring - length / temperature / broken end (With feather touch)



## SINGLE END SIZING MACHINE RI 8001

### Technical Features

- The ergonomically designed and individual spindle driven Rabatex Single End Sizing Machine RI 8001 is available in 1/2/4/8 spindle configuration.
- The machine offers easy yarn passage, there is no excess yarn tension and easy to handle yarn breaks.
- The RI 8001 comes with a grooved drum or yarn traverse system for polyester yarn and the length measuring system.
- It is possible to size yarn counts between 10's and 120's Ne & 40 to 500 denier at winding speeds of up to 250 meters per minute, depending on the yarn quality.
- The RI 8001 comes with an electrical heating system to dry the yarn. The air circulation fan and the temperature controller, provide uniform temperature for all spindles, to ensure and maintain an even drying.



### Common Size Circulation Tank

Common size tank circulation, SS fabricated tank, equipped with motor to circulate the size liquid to the machine.



### Length Meter

Individual spindle have length meter and synchronised with the entire machine operation, with start/ stop buttons, speed control buttons.

### Size Tray

SS fabricated sizing take, the machine offers common size as well individual spindle size tank with the arrangement of yarn dipping with continuous and even coating.



### Yarn Tensioners

Disc & spring type yarn tensioner, to provide & maintain the tension through out the winding.



### Technical Features

- The great advantage of the technology is that it is suitable to run different dyed shades with a provision for an individual spindles or multi spindle size tray.
- The RI 8001 has a SS fabricated size tank, with a temperature controller and the size circulation is done through a SS pump which keeps the size uniform throughout the process.
- Special sponge pads for squeezing provide an even size application on yarn.
- The motors are driven by AC inverter and the speed can be varied.
- Rabatex Single End Sizing Machine RI 8001 offers several benefits by providing sized yarn of the highest quality to ensure trouble-free and smooth weaving operations.




### Winding Mechanism

Surface driven winding mechanism with over weight system to provide continuous and even winding, maintain tension throughout the operation.



### Safety Sensor

Provide safety sensor for brekage of yarn, indicate by the light and stop the individual spindle immediately.




### Drying Chamber (Front View)

Drying chamber have sliding door for temperature control & for safety precaution.

### Drying Chamber (Rear view)

The drying chamber has a rear opening sliding for easy access to clean the skeleton and belt.



## SAMPLE RAPIER HIGH SPEED WEAVING MACHINE RI 9001+


Rabatex Sample Weaving Machine RI 9001+ has a recent & everlasting design philosophy that reflect into reality

- The most recent update in the Rabatex group is the RI 9001+ which introduces most advanced ways to weave your sample.
- RI 9001+ bridges the gap between perfect sampling and ease of operation, thereby provides infinite possibilities for creating the best fabric samples.
- The imagination meets the reality of master stroke for sampling while infinite variety of yarns transform into fabric construction.
- It certainly is a perfect instrument with the precise engineering and innovation to have the highest range of yarns that can be handled easily.
- Thus RI 9001+ efficiently fabricates extensive attire of woven samples from apparel to technical textiles.



### Technical Features

Working width	:	500 mm
Machine speed	:	90 ppm maximum
Beat up	:	Controlled and driven by the independent servo motor
Shedding	:	20 heald frames controlled electronically & driven pneumatically
Let off	:	Electronically controlled (Through Servo drive)
Take up	:	Electronically controlled with variable density
Weft selector	:	Electronically controlled up to 8 colours
Weft insertion	:	Flexible single rapier weft insertion (Through servo drive)
Weft break sensor	:	Furnished with weft break sensing device



Integrated Stationary Creel



Weft Tensioners Assembly



Weft Stop Motion



Catch Cord Assembly

## SAMPLE RAPIER HIGH SPEED WEAVING MACHINE RI 9001+



### Beat-up Mechanism

The beat-up device is controlled and driven through the independent servo motor. One can adjust the speed / time of beat-up motion through the panel. Manual movement of beat-up/ reed (Forward and reverse) is accompanied in the system.

### Shedding Mechanism

RI 9001+ can be equipped with 20 shafts with smooth operations with pneumatic equipment from the world class manufacturer of pneumatic automation products. To provide optimum comfort to the end user. Quick loading and unloading of healed frames.



### Algorithmic Warp Tension Command System

Mounting mechanism of whip roller and load cell are specially designed to get proper response of warp sheet tension. This will lead to almost constant tension on warp sheet during weaving process driven by the stepper motor, one can set the tension value is useful to record the particular fabric sample weaving parameters (There is an option of twin beam like bottom beam and top beam). In this case, both let off systems work independently.



### Algorithmic Weft Density Command System

Electronic take up motion is driven by the stepper motor, with the help of variable weft density, exclusively programmable and synchronised with the dobby design, it is possible to weave different weft density in a single weave repeat.




### Weft Carrier

Flexible single rapier weft insertion is carried out through the servo drive.



### Computational Weft Selection System

Pattern of wefts / colours is achievable from the simplest weft selection system.



### Yarn Cutter (Optional)

To precisely cut the filing weft yarn with beat-up motion.



### Facility of Templates (Optional)

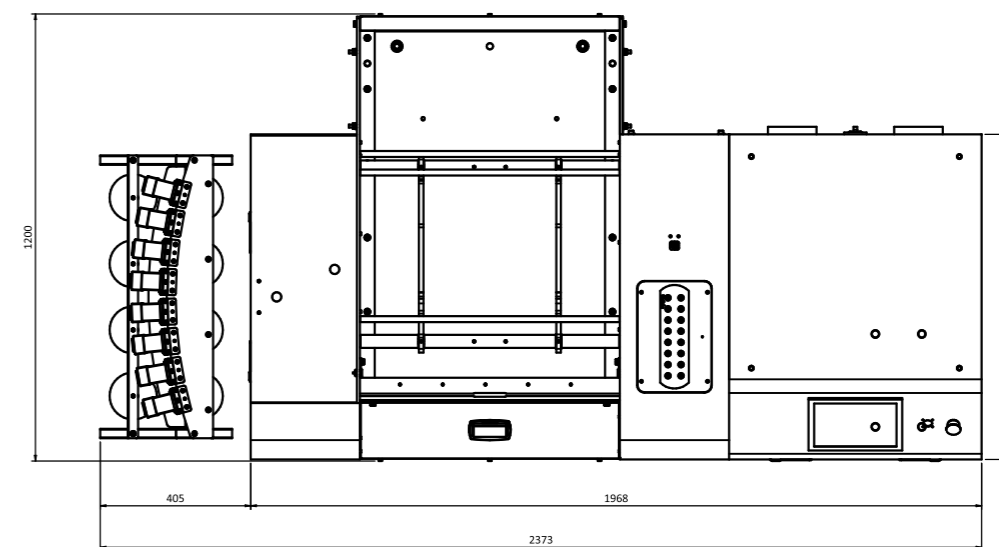
Different types of templates are possible to mount at the fell of cloth if fabrics demands.



### Auxiliary Selvedge Cutter (Optional)

An electronic motorized cutter is available as an option to cut the auxiliary selvedges.

### Layout Drawing



No.	Working Width	Length	Width	Height
1	500	2373	876	1200

## SAMPLE RAPIER WEAVING MACHINE RI 9001


Rabatex Sample Weaving Machine RI 9001 has a recent & everlasting design philosophy that reflect into reality

- The most recent update in the Rabatex group is the RI 9001 which introduces most advanced ways to weave your sample.
- RI 9001 bridges the gap between perfect sampling and ease of operation, thereby provides infinite possibilities of creating best fabric samples.
- The imagination meets the reality of master stroke for sampling while infinite variety of yarns transform into fabric construction.
- It certainly is a perfect instrument with the precise engineering and innovation to have the highest range of yarns that can be handled easily.
- Thus RI 9001 efficiently fabricates extensive attire of woven samples from apparel to technical textiles.




## Technical Features

Working width	: 500 mm
Machine speed	: 45 ppm maximum (Higher on request)
Beat up	: Controlled and driven by the independent servo motor
Shedding	: 20 heald frames controlled electronically & driven pneumatically
Let off	: Electronically controlled (through servo drive)
Take up	: Electronically controlled with variable density
Weft selector	: Electronically controlled up to 8 colours
Weft insertion	: Rigid single rapier weft insertion
Weft break sensor	: Furnished with weft break sensing device




Integrated  
Stationary Creel



Weft Tensioners  
Assembly



Weft Stop Motion



Catch Cord Assembly

## SAMPLE RAPIER WEAVING MACHINE RI 9001




### Beat-up Mechanism

The beat-up device is controlled and driven through the independent servo motor. One can adjust the speed / time of beat-up motion through the panel. Manual movement of beat-up/ reed (Forward and reverse) is accompanied in the system.


### Shedding Mechanism

RI 9001 can be equipped with 20 shafts with smooth operations with pneumatic equipment from the world class manufacturer of pneumatic automation products. To provide optimum comfort to the end user. Quick loading and unloading of healed frames.



### Algorithmic Warp Tension Command System

Mounting mechanism of whip roller and load cell are specially designed to get proper response of warp sheet tension. This will lead to almost constant tension on warp sheet during weaving process driven by the stepper motor, one can set the tension value is useful to record the particular fabric sample weaving parameters (There is an option of twin beam like bottom beam and top beam). In this case, both let off systems work independently.



### Algorithmic Weft Density Command System

Electronic take up motion is driven by the stepper motor, with the help of variable weft density, exclusively programmable and synchronised with the dobby design, it is possible to weave different weft density in a single weave repeat.



### Weft Carrier

Rigid single rapier weft insertion is carried out through the servo drive and mechanism.



### Computational Weft Selection System

Pattern of wefts / colours is achievable from the simplest weft selection system.



### Yarn Cutter (Optional)

To precisely cut the filing weft yarn and synchronised with beat-up motion.



### Facility of Templates (Optional)

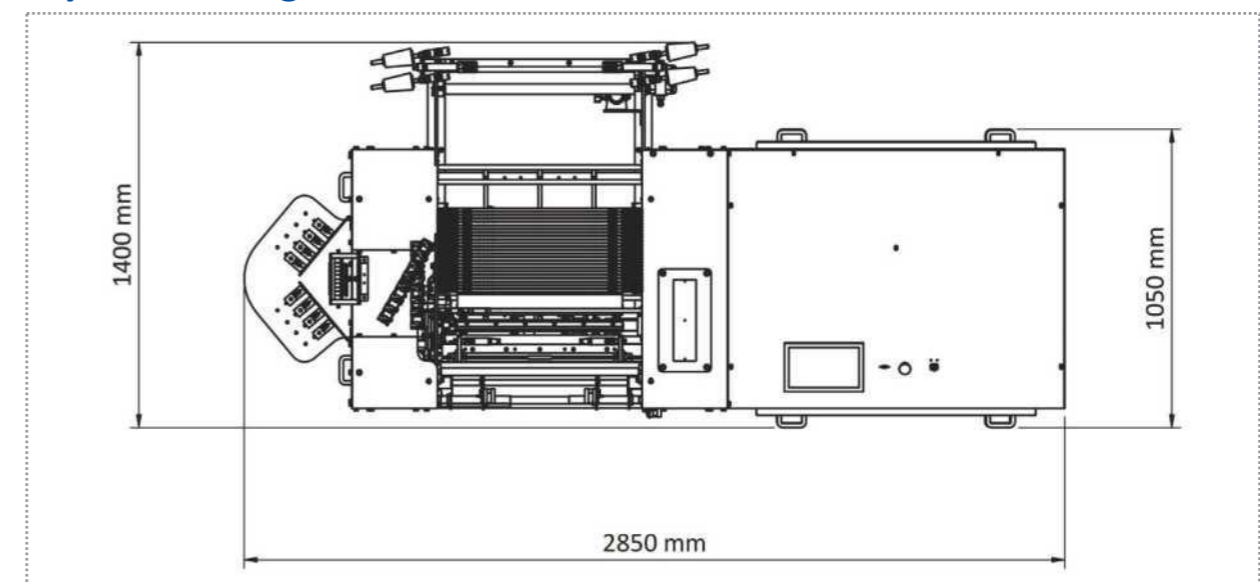
Different types of templates are possible to mount at the fell of cloth if fabrics demands.



### Auxiliary Selvage Cutter (Optional)

An electronic motorized cutter is available as an option to cut the auxiliary selvages.

### Layout Drawing



No.	Working Width	Length	Width	Height
1	500	2850	1050	1400

## ACCESSORIES FOR SAMPLE WEAVING MACHINE

### Drawing-in Stand Carrier

Trolley is designated for drawing in of warp sheet from beam to heald frames.



### Warp Beam & Reed Storage Carrier

Trolley is design for storage of warp beam from sample warper as well as variety of weaving machine reeds.



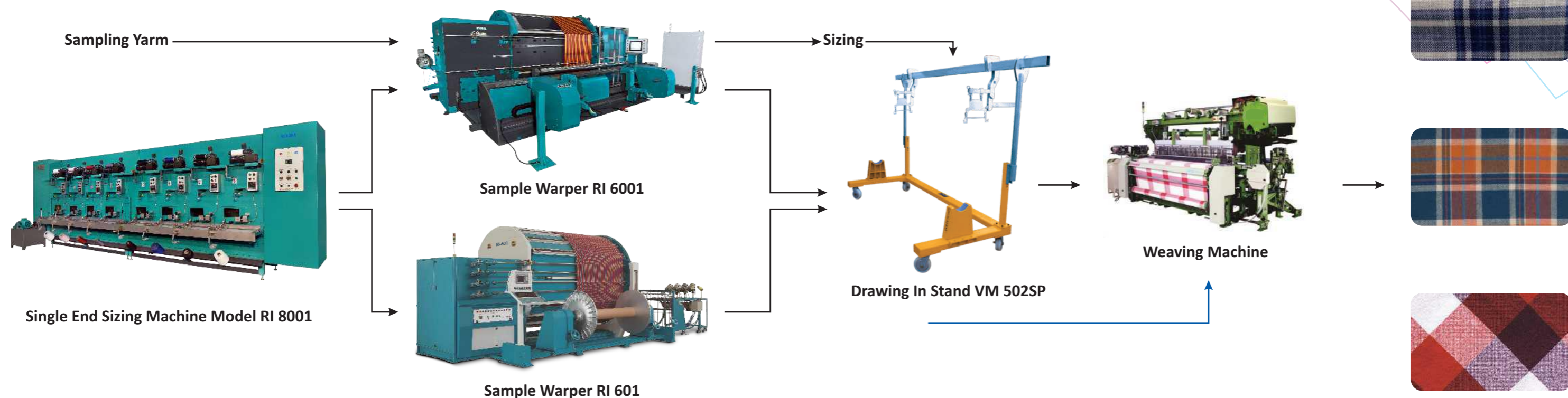
### Warp Beam Carrier with Heald Frame Support (Gaiting Trolley)

Trolley is designated for lifting and transporting drawn warp beam in connection with harness carrier, lifting and lowering movement take place from the drawing stand, so that the beam can be fitted on the sample weaving machine very conveniently. Harness holder provided with carrier.




## PROCESS LAYOUT OF SAMPLE PREPARATION

Full Width Sampling (190-220 cm Width/800-1100 Flange Dia/21-450 Mtr Length)



Short Width Sampling (50 cm width / 5-30 Meter Length)




## MONO MOTHER YARN SPLIT SECTIONAL WARMER SPLITMATIC

### Technical Features

Useful working width	: 1900 mm to 4400 mm
Beam flange dia	: 1000 mm
Cone length	: 1300 mm
Drum circumference	: 3140 mm
Section width	: 400 mm (Higher on request)
Maximum warping speed	: 400 MPM (Mechanical speed 700 MPM)
Maximum beaming speed	: 150 MPM

### Feature Highlights

- Reed table traverse through AC servo drive on precise ball screw
- Closest yarn delivery to drum for avoiding misalignment of section width and cross ends
- Easily accessible warping desk board
- Energy efficient powerful disc brakes with accumulator
- Fully PLC controlled
- Inbuilt printer for process data sheet
- Separate HMI at warping as well as beaming




## MONO MOTHER YARN SPLIT SECTIONAL WARMER SPLITMATIC

### Feature Highlights

- Heavy duty separate beaming unit
- Beam arm movable on rail pipe support
- Constant beaming line speed control
- Direct beam drive
- Individual hydraulic donning/doffing device
- Safety device (Photo cell).
- Foot pedal for hands free start / stop operation
- Reverse direction locking
- Twin creel option (With extended rail, extra leasing stand & control panel)

### Optional Accessories

- 3 roll waxing device with AC drive, motor with wax tank and pump
- Beam pressing device
- Static eliminator for warping table & leasing device
- GSM modem for remote diagnosis
- Eyelet board with stand
- Fluted roller




## MONO MOTHER YARN SPLIT SECTIONAL WARPERS SPLITMATIC



### Separate Beaming with Powerful Transmission

- Heavy duty separate beaming unit
- Heavy duty gear box with maximum transmission efficiency
- Maintenance free performance
- Beam loading/unloading with separate hydraulic unit
- Foot pedal for hand free operation in slow speed



### Guide Roller & Anti-Static Device

- Reed table guide roll assembly for easy access of warp sheet
- High power with shock proof static eliminator
- Easy opening and quick accessibility



### Advance Reed Table

- The reed table is made up of mild steel, all movable parts running on linear guides
- Constant distance of the warp guide roll to the wound up material
- Foot pedal for hand free operation in slow speed



### Front Flat Reed

- Suitable brackets are provided for carrying the flat warping Reed
- Easy to adjust section width manually
- To-and-fro movement while operation to ensure close distance



### Warping Direct Drive

- Direct V-belt transmission for drum drive



### Lease Hook

- Easy to tie lease thread on drum for cross lease & seven lease




### Servo Drive & Motor

- Reed table and machine traverse through AC servo drives
- To match accurate section position from first to last




### Advance Hydraulic System with Oil Coolant System

- Hydraulic system with effective braking system
- In built zero pressure kit
- Coolant system for temperature control in order to have better life of oil as well as all oil seal set
- Auto tension control while beaming
- Rapid stop by the brake when power fail



### Drum Disk Brake

- Hydraulic system with effective braking system and an in-built zero pressure kit
- Powerful disk Brake on both side of the drum having heavy duty brake disk with self cooling design



### Encoder Assembly

- To achieve precise control of line speed
- Precise length counting in warping & beaming



### Large Colour Graphical Touch Screen Display and HMI

- Colour touch screen (HMI)
- Graphical display of all event occurrence
- Lost end memory with precise stop during beaming
- End breakage data storage
- Advance software for 7 split lease & cross lease
- IO status for quick trouble Shooting



### Programmable Leasing Device

- Motorized leasing device
- Pre determined top-middle-bottom position stop
- Splitting frame to-and-fro movement for better lease opening
- Reed oscillation to increase the life of the reed

### Optional Accessories

#### Waxing Device

- 3 roll waxing device with SS wax tray, circulation storage tank with pump & motor synchronized waxing speed
- The Center SS roll is driven by a gear box and an AC motor with variable speed
- AC drive for SS guide roll



#### Criya Board



- Reduce lateral angel between stop motion to leasing device provided with ceramic eyelet



## MONO MOTHER YARN SPLIT SECTIONAL WARPER SPLITMATIC

### ROLLER ASSEMBLY

Tension roller drive	: Advanced drive system
Brake control	: Provided
Criya board oscillation	: Provided
Press roller	: Pneumatic operated



### SPLIT TABLE





### STOP MOTION



## MONO MOTHER YARN SPLIT SECTIONAL WARPER SPLITMATIC

### SPLIT UNWINDING CREEL

Maximum package dia	: 380 mm
Creel pitch	: 400 mm
Vertical deck	: 4
Standard filament	: 12 (Higher on request)
Creel ends	: 64/80/96/120/128/136 (Higher on request)
Spindle drive	: Individual motor drive
Controller	: PLC controller with AC drive
Individual package braking	: Provided
Yarn guide assembly	: Provided
Unused package bypass	: Provided




## MONO MOTHER YARN DIRECT SPLIT WARPING MACHINE

### Technical Features

Useful Working width	: 535 mm(21 Inch)
Beam flange Dia	: 762 mm (30 Inch)
Warping speed	: 300 MPM to 600 MPM
Maximum Package Dia	: 380MM
Creel pitch	: 400 mm
Vertical deck	: 4
Standard filament	: 12 ( Higher on Request)
Mother yarn creel End	: 72 / 80 /96 /104 ends (Other on request)
Spindle Drive	: Individual Motor drive
Controller	: PLC controller with Ac Drive
Individual package braking	: Provided
Yarn Guide Assembly	: Provided
Unused Package Bypass	: Provided
Suitable warp	: Polyester / Nylon / polyamide

### Features Highlights

- Heavy duty beaming unit
- Motorized Beam Load unload assembly on linear rail guide with precise beam auto detection sensor
- Motorized Beamer beam chuck de chuck with torque limiter
- Constant beaming line speed control
- Encoder on Measuring roll for beaming precise length and line speed control
- Constant beaming thread tension
- Motorized comb assembly to adjust precise yarn sheet width with motorized oscillation
- Automatic Tapping operation
- Motorized Tap Body up-down with precision sensor



## MONO MOTHER YARN DIRECT SPLIT WARPING MACHINE



### Rigid and Powerful Warping Head (Beaming Unit)

- Heavy duty beaming unit with powerful electromagnetic Brake for instant stop
- Heavy duty transmission drive for maximum efficiency
- Noise less and Maintenance free performance
- Motorized Beam loading/unloading which Auto positioning as per warp beam size
- Motorized beam chuck & de chuck with torque limiter
- Operator Safety guard Provided
- Comb assembly with Flexible width adjustment as per requirement of Yarn sheet width



### Measuring Roller assembly

- Measuring roller having encoder for measure the precise length and control the line speed
- Magnetic brake at both ends for instant brake



### Front comb assembly

- The front Comb Assembly is made up of mild steel and with all movable parts running on linear guides and Screw
- Motorized assembly to adjust warp sheet width between flanges
- Motorized assembly for warp sheet LH or RH Movement to set beam center
- Motorized assembly for comb oscillation to reduce dent mark and increase life of comb



### Tape assembly - Motorize

- Warp sheet tapping assembly controlled by the PLC
- Tapping assembly having up and down movement for easy fix tap on warp sheet



### Beam load-unload assembly

- Beam load-unload Assembly Having Motor and Gear box for smooth load unload and noise Less operation
- Automatic achieve load position according to beam flange diameter



### Beam Chuck - De chuck assembly

- Chuck - De Chuck Assembly having Brake Motor and torque limiter
- Both end Main shaft having taper adaptor and Heavy duty spring plate to avoid slippage
- Heavy duty bearing for smooth running of machine on clutch plate.



### Stop Motion assembly

- Dual Sensor Type (Mechanical and Optical Sensor)
- Quick response to transfer signal
- Optional provision for 16 filaments



### Drum Disc Brake

- Powerful Twin magnetic heavy duty disc brake on both side of the beam drive shaft for instant stop



### Roller Assembly

- Provided PU roller for smooth/noiseless operation for long lasting life
- Provided 2 nos. of Hard chrome plated roll with magnetic brake & drive assembly.
- Eyelet board provided with oscillation arrangement.
- Having sensor on both side of roller for safety purpose.



### Large Color Graphical Touch Screen Display

- Color touch screen (HMI)
- Graphical display of all event occurrence
- End breakage data storage
- IO status for quick trouble Shooting

# MONO MOTHER YARN SPLIT WINDER

## Technical Features

No. of Mother Yarn Package Holder	: 2 Nos
No. of Filament Per Mother Yarn	: 12
Winding Output Package	: Alluminium COPS
No of spindle	: 25 Nos. (12 Filament x 2 package + 1 spare spindle)
Winding speed	: Up to 1000 MPM
Yarn brake	: Through sensor and indicator
Mother yarn tension control	: Through spring loaded mechanism
Length Measurement	: Through sensor
Winding Stroke	: Up to 400 MM
Winding Pitch	: 0.05 MM to 1MM
Winding Motor	: 1 HP AC motor
Winding Drive	: AC drive
Winding Traverse controlled by	: Though stepper motor
Input Power Supply	: 230v single phase

## Features Highlights

- Energy efficient
- Large LCD with inbuilt advanced controller
- Online actual length measurement
- Line speed controlled by controller
- Winder speed controlled by variable frequency drive
- Winding pitch - angle controlled by stepper drive
- Mother yarn tension control



# MONO MOTHER YARN SPLIT WINDER


## Features Highlights

- Provided variable winding pitch setting for precise cops winding
- Provided variable winding Stroke setting for precise winding angel
- Auto stop when yarn breakage and alarm pop with buzzer sound
- Set length completed alarm pop with buzzer sound
- Auto set point after ends breakage and power fail



### Operating Panel With Inbuilt Advance Controller

- Inbuilt advance controller
- Large LCD with white background display
- On-board push-button station
- Set length / set speed / actual speed display
- Alarm POP – ends breakage / length complete
- Inbuilt buzzer if any alarm occurs
- User-friendly operation




### Winder Drive Assembly

- Direct drive provided for highly efficient performance
- Noise less belt drive
- Easy to maintain
- Speed controlled by AC drive



### Length / Speed Control Sensor

- Speed sensor measure the length of mother yarn wound in cops
- Speed sensor to control the line speed as per set speed parameter



### Spindle Assembly

- High-Precision Spindle Assembly with Linear Bearing
- Suitable for all types of mother yarn cops
- Oil Cooled Housing for self-lubrication of spindle and smooth running



### Mother Yarn Bobin Holder & Tension Control Assembly

- Bobbin Holder Suitable for all type of mother yarn bobbin
- Easy to Fix Mother Yarn bobbin
- Self Tension Controlled by Tension Spring according to speed



### End Break Sensor

- Sensor detects loose yarn or yarn breaks
- Sensor provide the signal to the PLC controller to instant stop


# TECHTRONIC SECTIONAL WARPERS RI 113 (INDUSTRIAL TEXTILES)

## Technical Features

Useful working width	:	1900 mm to 4400 mm
Beam flange dia.	:	800 mm to 1250 mm
Drum circumference	:	3140 mm
Cone degree	:	7° to 13°(can be customize)
Cone length	:	1300 mm to 2200 mm
Section width	:	300 mm to 650 mm
Maximum warping speed	:	250 MPM @ 5KN 350 MPM @ 3KN 450 MPM @ 2KN (Higher on Request)
Maximum beaming speed	:	25 MPM @ 90KN 60 MPM @ 40KN 100MPM @ 20KN (Higher on Request)
Density measurement	:	Through laser sensor
Disc Brake Cooling System	:	Force Cooling - Air Blow
Section Tension	:	Up to 5000N (500Kg)
Beaming Tension	:	Up to 90000N (9000KG)
Suitable Warp	:	Polyester/ Nylon / Carbon/ Other Comp. yarn
Tensioner	:	Jumbo KFD – Oil dumping or Rabatex Tensioner

## Features Highlights

- Laser sensor for yarn built up measurement & automatic setting of feed value
- Laser sensor for yarn built up measurement & automatic setting of feed value
- Traverse of reed table through precise AC digital servo drive
- Reed table and feeder table traverse are controlled by precise ball screw through linear guides
- Easily accessible warping switch board
- Feeder roller (kick back type) for compact warp winding with individual AC digital servo drive
- Loadcell on reed table for section tension control during the warping process
- Timing Belt Drive in machine to reduce the noise & maintenance
- Closest yarn deliver to drum for avoiding cross over ends
- Energy efficient powerful double disc brake with accumulator Fully PLC controlled
- Safety provision for warping and beaming
- Inbuilt printer for processed data sheet
- Online actual length measurement  
Reverse rotation of drum for easy/quick lease pattern
- Air Blow Device on Reed table to remove fluff insertion in warping process
- Air Cooling fan for brake disc for better life of Brake Liner



## TECHTRONIC SECTIONAL WARPERS RI 113 (INDUSTRIAL TEXTILES)

### Features Highlights

- Colour touch screen (HMI)
- 3 Axis servo controlled
- Automatic section start position for X table (reed table), Y table (feeder roller), machine traverse and drum position at a time
- Constant warping line speed control
- Direct drive for warping drum/beam drive for efficient energy saving
- Programmable leasing device for quick and easy sheet opening with oscillation of reed during machine run
- Split frame to and fro movement (optional)
- Graphical display of all input accessories for easy trouble shooting
- Display of electronic devices parameter i.e. Load / RPM of servo motor and drive
- Graphical display of all event occurrence
- End breakage data storage
- Lost end memory with precise stop during beaming
- Display of all calculated data
- UPS for backup during power failures to protect critical data
- Safety photocell at warping side
- Mechanical Safety Guard at Beaming side
- Advanced software for 7 split lease & cross lease
- Fault diagnosis chart
- Multi language display screen
- PLC controlled 3 axis leasing device - oscillation - split rod open close while machine stop (optional)
- Pneumatic evener roller
- 15" HMI at warping as well as beaming

### Features Highlights

- Laser sensor for yarn built up measurement & automatic setting of feed value
- Heavy duty separate beaming unit
- Beam arm movable on precise linear rail guide
- Motorized Beamer head movable on precise linear rail guide
- Direct beaming drive (Double Gear unit)
- Constant beaming line speed control
- Loadcell on Guide roll for precise tension control during the beaming process
- Constant beaming thread tension through servo valve
- Separate Hydraulic Power Pack for Donning / Doffing device
- Operating desk board on both RH / LH side as well as on Safety Device
- Remote foot pedal for inching operation

### Optional Accessories

- 3 roll digital waxing device with AC drive, motor with wax tank and pump
- Beam pressing device
- Anti-static discharge unit at warping table
- Anti-static discharge unit at leasing device
- GSM modem
- SCADA monitoring system
- Auto tension creel control
- Tension bridge device
- Yarn guide roll stand



# TECHTRONIC SECTIONAL WARPERS RI 113 (INDUSTRIAL TEXTILES)



### Separate Beaming with Powerful Transmission

- Heavy duty separate beaming unit
- Heavy duty gear box with maximum transmission efficiency
- Maintenance free performance
- Beam Donning / Doffing with separate hydraulic unit
- Foot pedal for hand free operation in slow speed
- Motorized beamer for beam chuck & de chuck
- Beam pressing device



### Guide Roller & Anti-Static Device

- Reed table guide roll assembly for easy access of warp sheet
- High power with shock proof static eliminator
- Easy opening and quick accessibility
- Air blow cleaning system to remove fluff
- Loadcell provided for section tension measure and control



### Advance Reed Table

- The reed table is made up of mild steel and with all movable parts running on linear guides and ball screw
- Constant distance of the warp guide roll to the wound-up material
- Foot pedal for hand free operation in slow speed
- Evener roller for compact section built up
- Laser sensor provided to measure warp density / feed value



### Front Flat Reed

- Suitable brackets are provided for carrying the flat warping Reed
- Easy to adjust section width manually
- To and fro movement while operation to ensure close distance



### Warping Direct Drive

- Direct gear transmission for drum drive for power efficient and noise less operation



### Tension Bridge (Optional Device)

- S Type Tension Bridge Help to provide even section tension
- Easy to adjust section tension as require auto and manually



### Servo Drive & Motor

- Reed table and machine traverse through AC servo drives
- To match accurate section position and center of the creel from first to last section



### Advance Hydraulic System with Oil Coolant System

- Hydraulic system with effective braking system
- In built zero pressure kit
- Coolant system for temperature control in order to have better life of oil as well as all oil seal set
- Auto tension control while beaming by actual tension measured by loadcell
- Rapid stop by the brake when power fail
- Provision for high tension and low tension of beaming



### Multi Disc Braking System

- Hydraulic system with effective braking system and an in-built zero pressure kit
- Powerful twin disc brake assembly on both side of the drum having heavy duty brake disc with self air cooling as well as air blow cooling system



### Encoder Assembly

- To achieve precise control of line speed
- Precise length counting in warping & beaming



### Large Color Graphical Touch Screen Display (HMI)

- Color touch screen (HMI)
- Graphical display of all event occurrence
- Lost end memory with precise stop during beaming
- End breakage data storage
- Advance software for 7 split lease & cross lease
- IO status for quick trouble Shooting
- Separate HMI for warping as well as beaming operator access



### Programmable Leasing Device

- Motorized leasing device
- Predetermined top-middle-bottom position stop
- Splitting frame to and fro movement for better lease opening (Optional)
- Reed oscillation to increase the life of the reed

## TECHTRONIC SECTIONAL WARMER RI 113 (INDUSTRIAL TEXTILES)

### Optional Accessories

---



#### Waxing Device (Optional Device)

- 3 roll waxing devices with SS wax tray, circulation storage tank with pump & motor
- Synchronized waxing speed
- The center SS roll is driven by a gearbox and an AC motor with variable speed
- AC drive for SS guide roll

### Optional Accessories

---



#### Eyelet Stand

- Reduce lateral angle between stop motion to leasing device
- Provided with ceramic eyelet



## SECTIONAL WARPERS RI 109

### Features Highlights

- Laser sensor for yarn built up measurement & automatic setting of feed value
- Traverse of reed table through precise AC digital servo drive
- Reed table and feeder table traverse are controlled by precise ball screw through linear guides
- Easily accessible warping switch board
- Feeder roller (kick back type) for compact warp beam with individual AC digital servo drive
- Closest yarn deliver to drum for avoiding cross over ends
- Energy efficient powerful disc brake with accumulator
- Fully PLC controlled
- Safety provision for warping and beaming
- Inbuilt printer for processed data sheet
- On line actual length measurement
- Reverse rotation of drum for easy/ quick lease pattern

### Features Highlights

- Colour touch screen (HMI)
- 3 Axis servo controlled
- Automatic section start position for X table (reed table), Y table (feeder roller), machine traverse and drum position at a time
- Constant warping line speed control
- Direct drive for warping drum and beam for efficient energy saving
- Programmable leasing device for quick and easy sheet opening with oscillation of reed during machine run
- Split frame to-and-fro movement
- Graphical display of all input accessories for easy trouble shooting
- Display of electronic devices parameter i.e. load / RPM of servo motor and drive
- Graphical display of all event occurrence
- End breakage data storage
- Lost end memory with precise stop during beaming
- Display of all calculated data
- UPS for backup during power failures to protect critical data
- Safety photo cell
- Advanced software for 7 split lease & cross lease
- Fault diagnosis chart
- Multi language display screen
- PLC controlled 3 axis leasing device - oscillation - split rod open close while machine stop
- Pneumatic evener roller
- 15" HMI at warping as well as beaming



## SECTIONAL WARTER RI 109

### Features Highlights

- Heavy duty separate beaming unit
- Beam arm movable on precise linear rail guide
- Anti reverse clutch for beam locking
- Direct beaming drive
- Constant beaming line speed control
- Constant beaming thread tension through servo valve
- Hydraulic donning doffing device
- Operating desk board on both RH / LH side
- Remote foot pedal for inching operation
- Programmable beam cross winding
- Laser sensor for density measurement/ linear transducer

### Optional Accessories

- 3 roll digital waxing device with AC drive, motor with wax tank and pump
- Beam pressing device
- Anti static discharge unit at warping table
- Anti static discharge unit at leasing device
- GSM modem
- SCADA monitoring system
- Auto tension creel control
- Tension bridge device
- Yarn guide roll stand
- Fluff detector

### Technical Features

Useful working width	:	1900 mm to 4400 mm
Beam flange dia	:	800 mm to 1250 mm
Drum circumference	:	3140 mm
Cone degree	:	7° to 13°(can be customize)
Cone length	:	1300 mm to 1700 mm
Section width	:	300 mm to 650 mm
Maximum warping speed	:	1000 MPM
Maximum beaming speed	:	200 MPM
Density measurement	:	Through laser sensor




## SECTIONAL WARPERS RI 109



### Separate Beaming with Powerful Transmission

- Heavy duty separate beaming unit
- Heavy duty gear box with maximum transmission efficiency
- Maintenance free performance
- Beam loading/unloading with separate hydraulic unit
- Foot pedal for hand free operation in slow speed
- Motorised beamer for beam chuck & de chuck




### Guide Roller & Anti-Static Device

- Reed table guide roll assembly for easy access of warp sheet
- High power with shock proof static eliminator
- Easy opening and quick accessibility



### Advance Reed Table

- The reed table is made up of mild steel and with all movable parts running on linear guides
- Constant distance of the warp guide roll to the wound up material
- Foot pedal for hand free operation in slow speed



### Front Flat Reed

- Suitable brackets are provided for carrying the flat warping Reed
- Easy to adjust section width manually
- To-and-fro movement while operation to ensure close distance




### Warping Direct Drive

- Direct V-belt transmission for drum drive



### Lease Hook

- Easy to tie lease thread on drum for cross lease & seven lease



### Servo Drive & Motor

- Reed table and machine traverse through AC servo drives
- To match accurate section position from first to last




### Advance Hydraulic System with Oil Coolant System

- Hydraulic system with effective braking system
- In built zero pressure kit
- Coolant system for temperature control in order to have better life of oil as well as all oil seal set
- Auto tension control while beaming
- Rapid stop by the brake when power fail



### Drum Disc Brake

- Hydraulic system with effective braking system and an in-built zero pressure kit
- Powerful disc brake on both side of the drum having heavy duty brake disc with self cooling design




### Encoder Assembly

- To achieve precise control of line speed
- Precise length counting in warping & beaming



### Large Colour Graphical Touch Screen Display and HMI

- Colour touch screen (HMI)
- Graphical display of all event occurrence
- Lost end memory with precise stop during beaming
- End breakage data storage
- Advance software for 7 split lease & cross lease
- IO status for quick trouble Shooting



### Programmable Leasing Device

- Motorized leasing device
- Pre determined top-middle-bottom position stop
- Splitting frame to-and-fro movement for better lease opening
- Reed oscillation to increase the life of the reed

## Optional Accessories



### Waxing Device

- 3 roll waxing device with SS wax tray, circulation storage tank with pump & motor
- Synchronized waxing speed
- The center SS roll is driven by a gearbox and an AC motor with variable speed
- AC drive for SS guide roll



### Criya Board

- Reduce lateral angle between stop motion to leasing device
- Provided with ceramic eyelet

### Yarn Guide Roll Stand



### Fluff Detecor



## SECTIONAL WARTER RI 107S (SEPARATE BEAMER)

### Technical Features

Useful working width	: 1900 mm to 4400 mm
Beam flange dia	: 800 mm to 1250 mm
Drum circumference	: 3140 mm
Cone degree	: 7° to 13°(Can be customize)
Cone length	: 1300 mm to 1700 mm
Section width	: 300 mm to 650 mm
Maximum warping speed	: 800 MPM
Maximum beaming speed	: 150 MPM

### Features Highlights

- Reed table traverse through AC servo drive on precise ball screw
- Closest yarn delivery to drum for avoiding misalignment of section width and cross ends, ensure the yarn is delivered as close as possible to the drum
- Easily accessible warping desk board
- Energy efficient powerful disc brake with accumulator
- Fully PLC controlled
- In built printer for processed data sheet
- 1 axis servo control system
- Constant warping line speed control
- Constant beaming line speed control
- Constant beaming tension control
- 2 axis leasing device with oscillation function
- 7" HMI for display data
- Large colour graphical touch screen display
- Automatic section start position for X table (Reed Table)
- Graphical display for easy trouble shooting and display of all process data
- Lost end memory with precise stop during beaming
- Display of all calculated data



## SECTIONAL WARMER RI 107S (SEPARATE BEAMER)

### Features Highlights


- Heavy duty separate beaming unit
- Beam arm movable on rail pipe support
- Direct beam drive
- Hydraulic donning doffing device
- Operating desk board on both side
- Safety device (photo cell)
- Foot pedal for remote start stop operation
- Reverse direction locking
- Auto tension creel control

### Optional Accessories

- 3 roll waxing device with AC drive, motor with wax tank and pump
- Beam pressing device
- Static Eliminator for warping table & leasing device
- GSM modem for remote diagnosis
- Tension bridge device
- Programmable leasing device
- Radial table (Y-table) servo controlled evener roller
- Eyelet board with stand
- Fluted roller
- Oiling Device with 1000 mm roll & stand



## SECTIONAL WARPERS RI 107S (SEPARATE BEAMER)




### Guide roller & Anti- Static Device

- Reed table guide roll assembly for noise less & long life performance
- High power with shock proof static eliminator (optional)
- Easy opening and quick accessibility
- Slit on guide roller to maintain section width



### Advance Reed Table

- The reed table is made up of mild steel and with all movable parts running on precision bearings
- Constant distance of the warp guide roll to the wound up material
- Foot pedal for free hand operation in slow speed
- Automatic movement by high precision ball screw with AC servo




### Front Flat Reed

- Suitable brackets are provided for carrying the flat reed/V-Shaped warping reed
- Easy to adjust section width manually



### Safety Device

- Photo electrical safety device
- Operating desk board on both side with emergency switch



### Servo Drive & Motor

- Reed table and machine traverse through AC servo drive
- To match accurate section position from first to last



### Separate Beaming with Powerful Transmission

- Heavy duty separate beaming unit
- Heavy duty gear box with maximum transmission efficiency
- Maintenance free performance
- Motorised beamer for beam chuck & de-chuck
- Beam loading unloading with hydraulic




### Warping Drum Drive

- Direct V-belt drive to drum
- Reduce power consumption & noise level



### Lease Hook

- Easy to tie Lease thread on drum for cross lease & seven lease with equal distance




### Drum Disc Brake

- A powerful disc brake is on both sides of the drum, with imported brake liners, heavy-duty brake discs, and a self-cooling design
- Energy efficient powerful disc brake with accumulator
- Fully PLC controlled



### Advance Hydraulic System with Oil Coolant System

- Power pack with effective braking system and an in-built zero-pressure kit
- Coolant system for temperature control in order to have better life of oil as well as all oil seal set
- Optional auto tension control while beaming
- Rapid stop by the brake when power fail



### Encoder Assembly

- To achieve precise control of line speed
- Precise length counting in warping & beaming



### Large Colour Graphical Touch Screen Display and HMI

- Easy access of all function key
- Visualization of all stoppages operation guide in graphics
- End breakage history record
- 10 status for quick trouble shooting



### Printer

- Inbuilt printer for all processed data sheet
- End breakage history record warp & operator details with date and time



### Leasing Device

- Stationary unit division of the yarn sheet in accordance with the creel as guides at separate levels
- Motorized operation of leasing device having a vertical movement

### Optional Accessories



### Eyelet Board

- Reduce lateral angle between stop motion to leasing device
- Provided with ceramic



### Waxing Device

- Rigid waxing device assembly with heavy duty MS hard chrome plated guide Roll and SS waxing roll with motorized speed control by AC drive
- Speed control using an AC drive to maintain a constant layer.



### Tension Bridge Device

- Heavy duty motorized guide roll with comb assembly & criya board
- Auto line speed control with proportional tension online correction

## SECTIONAL WARTER RI 1071 (INTEGRATED BEAMER)

### Technical Features

Useful working width	: 1900 mm to 4400 mm
Beam flange dia	: 800 mm to 1000 mm
Drum circumference	: 2500 mm
Cone degree	: 7° to 13°(can be customize)
Cone length	: 1300 mm to 1700 mm
Section width	: 300 mm to 650 mm
Maximum warping speed	: 600 MPM
Maximum beaming speed	: 100 MPM

### Features Highlights

- Reed table traverse through AC servo drive on precise ball screw
- Closest yarn delivery to drum for avoiding misalignment of section width and cross ends
- Easily accessible warping desk board
- Energy efficient powerful disc brake with accumulator
- Completely PLC controlled
- Inbuilt printer for process data sheet
- Large colour graphical touch screen display (HMI)
- Automatic section start position for X table (reed table)
- Graphical display for easy trouble shooting and display of all process
- End breakage data storage
- Lost end memory with precise stop during beaming
- Display of all calculated data
- Programmable beam cross winding



## SECTIONAL WARMER RI 1071 (INTEGRATED BEAMER)

### Features Highlights


- Heavy duty integral beaming unit
- Beam arm movable on heavy duty pipe support
- Beam oscillation for cross winding
- Hydraulic donning doffing device
- Operating desk board
- Safety device
- Foot pedal to remote start/stop

### Features Highlights


- 1 axis servo control system
- Constant warping line speed control
- Constant beaming line speed control
- Constant beaming tension control
- 2 axis leasing device with oscillation function
- Direct drive for beaming
- 7" HMI for display data

### Optional Accessories

- 3 roll waxing device with AC drive
- Beam pressing device
- Static eliminator on warping table
- Static eliminator on leasing device
- GSM modem for remote diagnosis
- Auto tension creel control
- Programmable leasing device
- Radial servo-evener roll
- Oiling device with 1000mm roll & stand
- Fluted Roller
- Beaming anti-rotation clutch
- Eyelet board with stand



## SECTIONAL WARPERS RI 107I (INTEGRATED BEAMER)



### Advance Beaming with Powerful Transmission

- Gear box with maximum transmission efficiency
- Maintenance free performance




### Guide roller & Anti-Static Device

- Reed table guide roll assembly for noise less & long life performance
- High power with shock proof static eliminator (optional)
- Easy opening and quick accessibility
- Slit on guide roller to maintain section width



### Advance Reed Table

- The reed table is made up of mild steel and with all movable parts running on precision bearings
- Constant distance of the warp guide roll to the wound up material
- Locking arrangement with manual sliding by hand wheel
- Foot pedal for free hand operate in slow speed
- Automatic movement by high precision ball screw with AC servo



### Front Flat Reed

- Suitable brackets are provided for carrying the flat reed /V-shaped warping reed
- Easy to adjust section width manually




### Warping Drum Drive

- Reduce power consumption & noise level



### Lease Hook

- Easy to tie Lease thread on drum for cross lease & seven lease with equal distance



### Servo Drive & Motor

- Reed table and machine traverse through AC servo drive
- To match accurate section position from first to last




### Advance Power Pack with Oil Coolant System

- Power pack with effective braking system and an In-built zero-pressure kit
- Coolant system for temperature control in order to have better life of oil as well as all oil seal set
- Optional auto tension control while beaming



### Machine Safety

- Safety bar provided in beaming for emergency stop



### Drum Disc Brake

- Powerful disc brake on both side of the drum with imported brake liner with having heavy duty brake disc with self cooling design
- Energy efficient powerful disc brake with accumulator
- Fully PLC controlled



### Encoder Assembly

- To achieve precise control of line speed
- Precise length counting in warping & beaming




### Large Colour Graphical Touch Screen Display and HMI

- Easy access of all function key
- Visualization of all stoppages operation guide in graphics
- End breakage history record



### Printer

- Inbuilt printer for all processed data sheet
- End breakage history record
- Warp & operator details with date and time



### Leasing Device


- Stationary unit division of the yarn sheet in accordance with the creel as guides at separate levels

### Optional Accessories



### Eyelet Board

- Reduce lateral angle between stop motion to leasing device



### Waxing Device

- Rigid waxing device assembly with heavy duty MS hard chrome plated guide roll and SS waxing roll with motorized speed control by AC drive

## SECTIONAL WARTER RI 1006 PLUS

### Technical Features

Useful working width	: 1900 mm to 4400 mm
Beam flange dia	: 800 mm to 1000 mm
Drum circumference	: 2500 mm
Cone degree	: 7° to 13°(Can be customize)
Cone length	: 1300 mm to 1700 mm
Section width	: 300 mm to 650 mm
Maximum warping speed	: 600 MPM
Maximum beaming speed	: 100 MPM

### Features Highlights

- Solid metallic drums with fixed cone
- Precise length accuracy through encoder and controller
- AC inverter drive
- Powerful disc brake
- AC drive for both separate warping/ beaming motor
- Attached beaming with robust structure
- UPS back up for data restore
- Constant warping line speed control
- Constant beaming line speed control
- Direct drive for beaming
- Direct warping drum drive through V-Belt
- Direct beaming drive through planetary gear box
- 7" touch screen HMI for all process data
- Reed table guide roll assembly for noise less performance
- Advanced PLC controller with inbuilt analog module
- Precise broken end memory
- Compact control panel for easy troubleshooting




## SECTIONAL WARPERS RI 1006 PLUS

### Features Highlights

- Auto stop counter meter
- Hydraulic disc brake and beam donning doffing
- Machine traverse on rail for constant lateral angle
- Constant warping line speed control
- Constant beaming line speed control
- Emergency brake for power fail
- Emergency stop provided on warping & beaming desk board
- Safety bar provided in beaming for emergency stop
- Power full disc brake assembly with dual cylinder
- Online trouble shooting
- Compact safety device
- Hydraulic power pack unit with advanced engineering & inbuilt cooling system
- Advanced electronic/ electrical control systems.
- Lease tie hook on drum
- Provide foot pedal switch for the easy lease insertion

### Optional Accessories

- 3 roll waxing device with AC drive
- Beam pressing device
- Static eliminator on warping table
- Static eliminator on leasing device
- Eyelet board with stand
- Fluted roller
- Oiling device with 1000mm roll & stand
- Beaming anti-rotation clutch



## SECTIONAL WARPERS RI 1006 PLUS



### Guide Roller & Anti-Static Device

- Gear box with maximum transmission efficiency
- Maintenance free performance




### Guide Roller & Anti-Static Device

- Reed table guide roll assembly for noise less & long life performance
- Shock proof static eliminator (optional)
- Easy opening and quick accessibility



### Advance Reed Table

- The Reed Table is made up of mild steel and with all movable parts running on precision bearings
- Constant distance of the warp guide roll to the wound up material
- Locking arrangement with manual sliding by hand wheel




### Front Flat Reed

- Suitable brackets are provided for carrying the flat reed/V-shaped warping reed
- Easy to adjust section width manually




### Lease Hook

- Easy to tie Lease thread on drum for cross lease & seven lease with equal sequence




### Warping Drum Drive

- Direct V-belt drive to drum
- Reduce power consumption & noise level



### Advance Power Pack with Oil Coolant System

- Power pack with effective braking system and an in-built zero-pressure kit
- Coolant system for temperature control in order to have better life of oil as well as all oil seal sets



### Drum Disc Brake

- To ensure gentle but extremely effective stopping of the drum
- Powerful disc brake on both side of the drum with imported brake liner with having heavy duty brake disc with self cooling design



### Encoder Assembly

- To achieve precise control of line speed
- Precise length counting in warping & beaming



### 7" Touch Screen HMI

- Easy access of all function key
- Visualization of all stoppages operation guide in graphics
- End breakage history record
- 10 status for quick trouble shooting



### Leasing Device

- Stationary unit division of the yarn sheet in accordance with the creel as guides at separate levels
- Motorized operation of leasing device having a vertical movement top-middle-bottom

### Optional Accessories



### Eyelet Board

- Reduce lateral angle between stop motion to leasing device provided with ceramic



### Waxing Device

- Rigid waxing device assembly with heavy duty MS hard chrome plated guide roll and SS waxing roll with motorized speed control by AC drive

## CONE CREEL SWIVEL FRAME TYPE RI 202



### Technical Features

Standard pitch	: 280 mm (vertical/horizontal)
Standard ends	: 320/400/480/560/640/720/ 800/ 880/960/1200 ends
Standard vertical deck	: 8 (optional deck :5/6/7/8/10/12)
Cone holder	: Spindle swivel type
Pitch on request	: 200 mm/280 mm/300 mm/350 mm
Tensioner type	: Ratchet type/Tiana type
Stop motion	: Optical type
Eyelet	: Ceramic eyelet (closer/open type)
Reserve package holder	: Same as per creel capacity

### Features Highlights

- MS tube fabricated structure
- Manually withdrawable tensioner frame
- Thread draw off: outside to inside
- Stop motion with row wise indication

### Tensioners & Guide



### Stop Motion Sensor & Dropper Pin



### Optional Accessories

- Static eliminator on stop motion



TIANA type or pillar type thread tensioner



Ratchet type thread tensioner

## CENTRALLY ADJUSTABLE TENSIONER

### Spring Loaded Disc Tensioner

Spring loaded disc tensioner

### Tensioner Control

Motorised operated rack to control tensioner

### Tension Disc Rotation

Continuous disc rotation through pinion and motor

### Air Nozzles

Individual air nozzle to remove fluff from tensioner

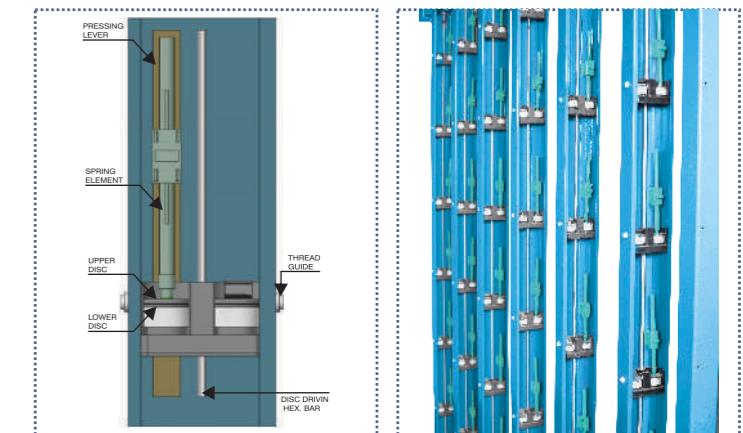
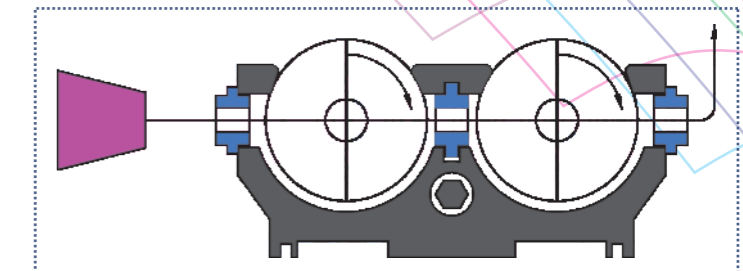
### Thread Path

Straight thread path for easy threading

### Stop Motion

Optical stop motion with row-wise indication

### (A) Spring Loaded Tensioner

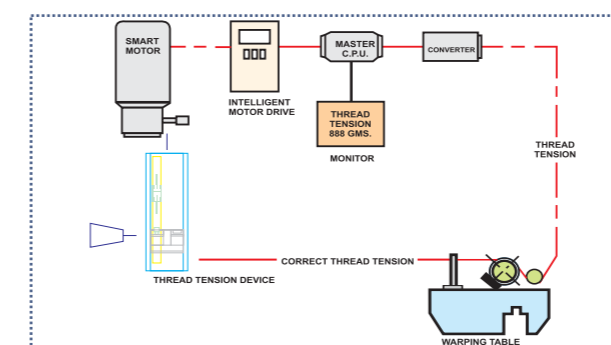


### Technical Features

Standard pitch	: 280 mm (vertical/horizontal)
Standard ends	: 320/400/480/560/640/720/ 800/ 880/960/1200 ends
Standard vertical deck	: 8 (optional deck :5/6/7/8/10/12)
Cone holder	: Spindles in trolley form
Pitch on request	: 200 mm/280 mm/300 mm/350 mm
Tensioner type	: Ratchet type/Tiana type
Stop motion	: Electro mechanical type /photocell type
Eyelet	: Ceramic eyelet (closer/open type)
Reserve package holder	: Spares trolley provided

### Synchronisation of Tensioner Control

Close loop control with load cell mounted on warping reed table unit (measurement) as well as with data entry of required tension (requirement) monitored and control by PLC.



### (B) Warp Deflection Tensioner



This system is used for adjustment of tension suitable for a wide range of yarns.

## CONE CREEL PARALLEL TROLLEY TYPE H CREEL RI 203



### Features Highlights

- MS tube fabricated structure
- Manually withdrawable tensioner frame
- Thread draw off: outside to inside

### Optional Accessories

- Individual tensioner with individual sensor (imported)
- Over head travelling cleaner
- Individual air nozzles
- Tension bridging device
- Static eliminator on creel stop motion



KFD type tensioner

### Technical Features

Standard pitch	: 280 mm (vertical/horizontal)
Standard ends	: 320/400/480/560/640/720/ 800/ 880/960/1200 ends
Standard vertical deck	: 8 (Optional deck :5/6/7/8/10/12)
Cone holder	: Spindle in trolley form
Pitch on request	: 200 mm/280 mm/300 mm/350 mm
Tensioner type	: Centrally adjustable
Stop motion	: Optical type
Eyelet	: Ceramic eyelet (closer/open type)
Reserve package holder:	Spare trolley provided

### Stop Motion

- Optical stop motion with row-wise indication

### Precision Tension Unit for Uniform Yarn Tension

The crucial element of any creel is the yarn tension unit, all the thread tension units can be centrally adjusted either manually or motorized. Various thread tension devices available for different applications and based on various models of cone creels.

## CONE CREEL PARALLEL TYPE H CREEL RI 201



### Features Highlights

- MS tube fabricated structure
- Manually withdrawable Tensioner frame
- Thread draw off: outside to inside

### Optional Accessories

- Over head cleaner

### Technical Features

Standard pitch	: 280 mm (vertical/horizontal)
Standard ends	: 320/400/480/560/640/720/ 800/ 880/960/1200 ends
Standard vertical deck:	8 (Optional deck :5/6/7/8/10/12)
Cone holder	: Spindle fixed type
Pitch on request	: 200 mm/280 mm/300 mm/350 mm
Tensioner type	: Ratchet type/Tiana type
Stop motion	: Optical type
Eyelet	: Ceramic eyelet (closer/open type)



Ratchet type thread tensioner

## BEAM TO BEAM REWINDING MACHINE RI 1001

### Technical Specification

.....

Useful working width	: 1900 mm to 4400 mm
Beam flange dia	: 800 mm to 1000 mm
Maximum speed	: 100 MPM
Warp width adjustment:	Through comb V reed
Donning Doffing	: Hydraulically operated
Take up unit driven by	: AC motor through AC drive
Let off unit control	: By pneumatic disc brake

### Features Highlights

- .....
- Heavy duty fixed beaming structure on both side
  - Precise length accuracy
  - PLC controlled
  - AC Inverter drive
  - Powerful disc brake
  - AC drive for beaming motor
  - UPS back up for data restore
  - Direct beaming drive through heavy duty gear box
  - Adjustable beam arm on both side
  - 10" touch screen HMI for all process data
  - Control panel for easy trouble shooting
  - Advanced PLC controlled with inbuilt analog module



## BEAM TO BEAM REWINDING MACHINE RI 1001

### Feature Highlights

- Auto stop counter meter
- Constant beaming line speed
- Emergency brake on power fail
- Online trouble shooting
- Compact safety device

### Feature Highlights

- Emergency stop provided on beaming desk board
- Safety bar provided in beaming for emergency stop
- Advanced electronic/ electrical control system

### Optional Features

- Waxing device
- Flutter roller
- Beam pressing device




### Warp Sheet Oscillation through Comb

- Zig Zag comb assembly having traverse for vertical movement as well as for horizontal movement to avoid abrasion of the warp with dent as well as improve life of the comb assembly




### Expansion Comb for Adjustment

- Zig Zag comb provided which is operated by separate AC motor & gear box for warp



### Waxing Device

- Waxing device assembly with heavy-duty mild steel hard chrome-plated guide rolls, one stainless steel wax roll and motorized speed control via AC drive.
- The AC drive ensures constant speed control of the wax circulating tank and pump



### Advance Beam Winder with Powerful Transmission

- Gear box with maximum transmission efficiency
- Maintenance free performance
- Reduce power consumption & Noise level



### Unwiner Braking Assembly



### Control Panel

- Enclose control panel with power control and a touch screen HMI interface for all operations

### Flutter Roller

- Precisely made for spreading the warp sheet uniformly without the contact of roller



### Beam Pressing Device

- Beam pressing used to maintain the tension & help to wound the warp sheet



## MATERIAL HANDLING & STORAGE EQUIPMENTS

### Application Features

Trolley is designed for lifting and transporting of empty beams. Lifting & lowering movements take place from the floor, small construction type, easy steering & adjustable for different diameters of beam flanges.

### Technical Features

Maximum Beam Weight Capacity : 200 to 500 Kgs  
 Maximum Beam Flange Dia : 800/1000/1100/1250/1400 mm  
 Maximum Barrel Dia : 150 to 365 mm  
 Maximum Barrel Length : 1800 to 4000 mm

### VM 501-A Empty Beam Carrier



### Technical Features

Maximum Beam Weight Capacity : 200 to 500 Kgs  
 Maximum Beam Flange Dia : 800/1000/1100/1250/1400 mm  
 Maximum Barrel Dia : 150 to 365 mm  
 Maximum Barrel Length : 1800 to 4000 mm

### VM 501 Empty Beam Carrier



### Application Features

Compact trolley is designed for lifting and transporting of empty beams. Lifting and lowering take place from the floor, compact design for moving beam from smallest possible area. Beam barrel is locked while transporting the empty beam.



### VM 502 Warp Beam Carrier

### Application Features

Trolley is designed for lifting & transporting of warp beam of different length & weight. Lifting & lowering movements take place from the ground floor, so that the beam can be fitted on the weaving machine very conveniently.

### Technical Features


Maximum Beam Weight Capacity : 1000 to 4000 Kgs  
 Maximum Beam Flange Dia : 800/1000/1100/1250/1400 mm  
 Maximum Barrel Dia : 150 to 365 mm  
 Maximum Barrel Length : 1800 to 6500 mm



### Application Features

Specially designed for automatic drawing-in machine & drawn beam Parking.

### VM 502 SP Beam Parking Warp Beam Carrier (For Auto Drawing Machines)



## MATERIAL HANDLING & STORAGE EQUIPMENTS

### VM 502-C

Cloth Roll Doffing Carrier  
(Cradle Type)



#### Application Features


Cloth Roll Doffing Carrier (Cradle Type) is designed for lifting & transporting the big batch ( cloth roll) from batching motion/off loom's take-up. Lifting of cloth roll is done by rigid cradle top from batching motion very easily. This equipment can easily handle bigger diameter fabric roll and conveniently place them to the floor. It has robust construction, flawless functionality and longer operational life.

#### Technical Features

Maximum Cloth Roll Weight : 1000 to 4000 Kgs  
Maximum Cloth Roll Dia : 800 to 1500 mm  
Maximum Cloth Roll Length : 1500 to 4400 mm

### VM 506/507

Twin Warp Beam Carrier  
with or without Heald  
Frame Support



#### Application Features

Trolley is designed for lifting & transporting of drawn double (Twin) warp beam in connection with the harness carrier & drop wire carrier of different length & weight. Lifting & lowering movements take place from the ground floor, so that the beam can be fitted on the weaving machine very conveniently. Harness holder & drop wire holder provided with carrier.

#### Technical Features

Maximum Beam Weight Capacity : 1000 to 4000 Kgs  
Maximum Beam Flange Dia : 800/1000/1100/1250/1400 mm  
Maximum Barrel Dia : 150 to 365 mm  
Maximum Barrel Length : 1800 to 4400 mm  
Harness Weight Capacity : 250 to 400 Kgs

### VM 503

Warp Beam Carrier with  
Heald Frame Support  
Lifting Arrangement

#### Application Features

Trolley is designed for lifting & transporting of drawn warp beam in connection with the harness carrier & drop wire carrier of different length & weight. Lifting & lowering movements take place from the ground floor, so that the beam can be fitted on the weaving machine very conveniently. Harness holder & drop wire holder provided with carrier.

#### Technical Features

Maximum Beam Weight Capacity : 1000 to 4000 Kgs  
Maximum Beam Flange Dia : 800/1000/1100/1250/1400 mm  
Maximum Barrel Dia : 150 to 365 mm  
Maximum Barrel Length : 1800 to 4400 mm  
Maximum Weight Capacity : 250 to 400 Kgs



## MATERIAL HANDLING & STORAGE EQUIPMENTS

### VM 508

#### Cloth Roll Doffer Carrier

#### Application Features

Trolley having compact design for lifting and transporting a cloth roll in narrow passageways. Cloth roll cradle can be lowered up to the ground floor. Cloth roll ready on weaving machine can be directly lifted & transported. Suitable for on loom cloth roll handling and transport.

#### Technical Features

Maximum Cloth Roll Weight : 300 to 500 Kgs  
Maximum Cloth Roll Dia : 250 to 700 mm  
Maximum Cloth Roll Length : 1500 to 3600 mm



### VM 400

#### Cloth Roll Stacker Carrier

#### Application Features

To store Cloth Roll in Trolley Stacker and transport the same at the desired location for maximum ground space utilization and to avoid damage of ready fabrics. As well as equipment can be also kept back side of inspection machine for easy and quick fabric inspection directly from cloth roll stacker trolley.

#### Technical Features

Maximum Cloth Roll Weight : 200 to 500 Kgs  
Maximum Cloth Roll Dia : 250 to 700 mm  
Maximum Cloth Roll Length : 1500 to 3600 mm  
Total No. of Cloth Roll : 6/8



### VM 509

#### Pallet Beam Carrier

#### Application Features

Trolley is designed for lifting & transporting of warp beam of different length & weight. Lifting & lowering movements take place from the ground floor.

#### Technical Features

Maximum Weight Capacity : 1000 to 4000 Kgs  
Maximum Beam Flange Dia : 800/1000/1100/1250/1400 mm  
Maximum Fork Length : 1800 to 4400 mm



# MATERIAL HANDLING & STORAGE EQUIPMENTS

## VM 401 Beam Stacker

### Application Features

To store the empty or full beam in 4 tier motorized beam stacker to maximum ground space utilization and proper storage of beams. Beams can be stored with the help of various data like beam no/mill code/wrap design no and etc. With same address or identification beams can be brought at doffing position for use in weaving shed.



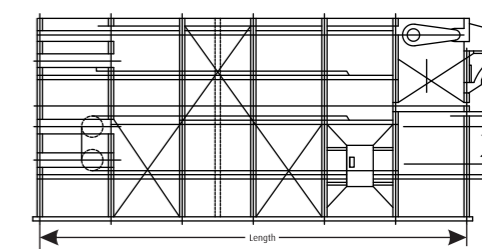
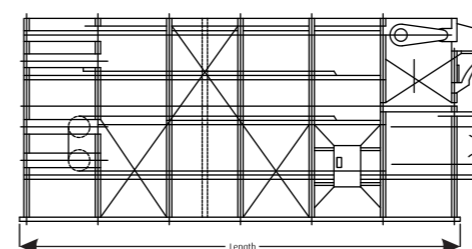
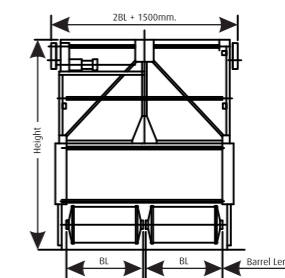
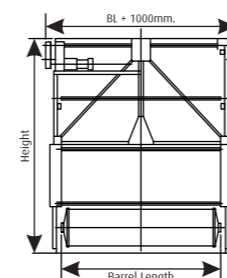
### Technical Features

- Maximum Beam Weight Capacity : 750 to 3500 Kgs / Per Beam
- Maximum Beam Flange Dia : 800/1000/1100/1250/1400 mm
- Maximum Barrel Dia : 110 to 350 mm
- Maximum Barrel Length : 2000 to 6500 mm
- Option for Beam Hanging : 1 or 2 Beam per Position
- No. of Tier : 2 or 4



Single Beam		Height-MM		Length-MM	
No. of. Beam		Ø800	Ø1000	Ø800	Ø1000
A	24	4560	5500	6600	7800
B	36	4560	5500	9900	11700
C	48	4560	5500	13200	15600
D	60	4560	5500	16500	19500

Twin Beam		Height-MM		Length-MM	
No. of. Beam		Ø800	Ø1000	Ø800	Ø1000
A	48	4560	5500	6600	7800
B	64	4560	5500	8800	10400
C	72	4560	5500	9900	11700
D	96	4560	5500	13200	15600




## BATTERY OPERATED EQUIPMENT

### ECO L/ECO L 1100/ECO L 6000

#### Battery Operated Warp Beam Carrier With Heald Frame Support (Beam Gaiting Trolley)

Adapt for rapid article changing by warp change beam transport and positioning at looms.



#### Features Highlights

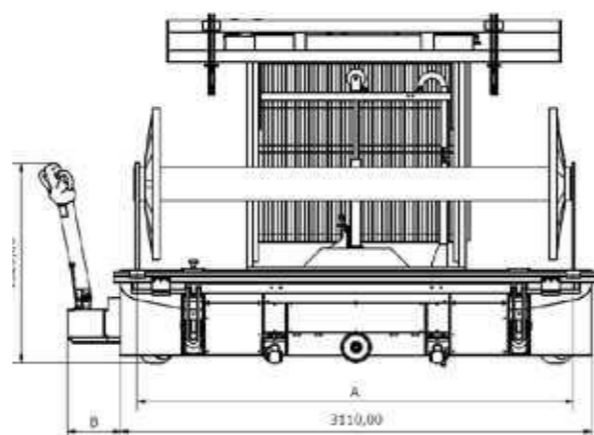
- Remote control battery charger
- Hydraulic beam translation:  $\pm 75$  mm
- Hydraulic harness mounting on two axes
- Harness mounting mechanic translation  $\pm 75$  mm
- 24V/60A battery charger

#### Technical Features

Maximum Beam Weight Capacity:	1000 to 3000 Kgs
Maximum Beam Flange Dia	: 800 to 1100 mm
Maximum Barrel Dia	: 150 to 365 mm
Maximum Barrel Length	: 1800 to 4400 mm
Harness Weight Capacity	: 250 to 400 Kgs

#### Optional


- Gel battery 24V/240Ah
- Trolley for battery changing
- TUV Certificate remote control for driving and hydraulic functions



### ECO N/ECO N 1100/ECO N 6000

#### Battery Operated Warp Beam Carrier

Adapt to transport full or empty beams and it positioning at looms.



#### Features Highlights

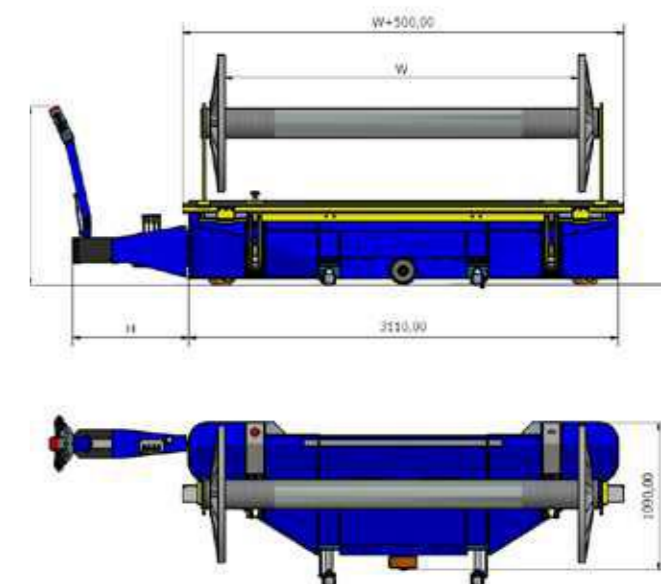
- Remote control battery charger
- Hydraulic beam translation:  $\pm 75$  mm
- Hydraulic harness mounting on two axes
- Harness mounting mechanic translation  $\pm 75$  mm
- 24V/60A battery charger

#### Technical Features

Maximum Beam Weight Capacity:	1000 to 3000 Kgs
Maximum Beam Flange Dia	: 800 to 1100 mm
Maximum Barrel Dia	: 150 to 365 mm
Maximum Barrel Length	: 1800 to 4400 mm

#### Optional

- Gel battery 24V/240Ah
- Trolley for battery changing
- TUV Certificate remote control for driving and hydraulic functions




## BATTERY OPERATED EQUIPMENT

### ECO N.C/ECO N.C 1100/ECO N.C. 6000

#### Battery Operated Cloth Roll Doffing Carrier

Adapt to transport twin beams or rolls in particular when is not possible lifting by central tube.



#### Features Highlights

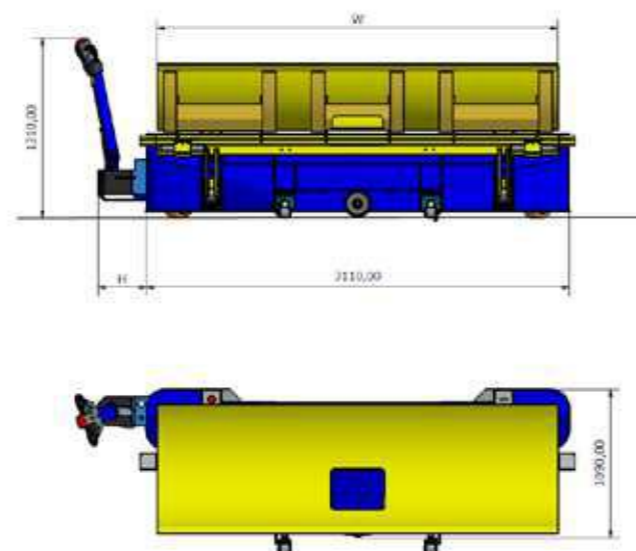
- Remote control battery charger
- Hydraulic beam translation:  $\pm 75$  mm
- Hydraulic harness mounting on two axes
- Harness mounting mechanic translation  $\pm 75$  mm
- 24V/60A battery charger

#### Technical Features

Maximum Cloth Roll Weight Capacity :	1000 to 3000 Kgs
Maximum Cloth Roll Dia :	800 to 1500 mm
Maximum Cloth Roll Length :	1800 to 4400 mm

#### Optional

- Gel battery 24V /240Ah
- Trolley for battery changing
- TUV Certificate remote control for driving and hydraulic functions



### ECO SUP 1100/ECO SUP 6000

#### Battery Operated Top (Pile) Beam Carrier With Or Without Heald Frame Support

Adapt to position upper and lower beams on looms.



#### Features Highlights

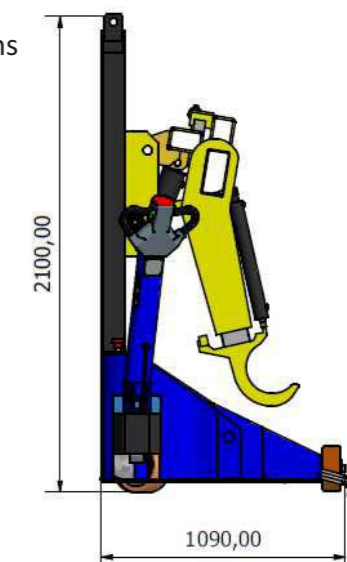
- Remote control battery charger
- Hydraulic forks extension: 350 mm
- Hydraulic beam translation:  $\pm 75$  mm
- Hydraulic harness mounting on two axes
- Harness mounting mechanic translation  $\pm 75$  mm
- 24V/60A battery charger

#### Technical Features

Maximum Beam Weight Capacity :	1000 to 3000 Kgs
Maximum Beam Flange Dia :	800 to 1250 mm
Maximum Barrel Dia :	150 to 365 mm
Maximum Barrel Length :	1800 to 4400 mm

#### Optional

- Gel battery 24V /240Ah
- Trolley for battery changing
- TUV Certificate remote control for driving and hydraulic functions



## BATTERY OPERATED EQUIPMENT

### ECO SUP FF 1100/ECO SUP FF 6000

**Battery Operated Top (Pile) & Bottom Beam Carrier With Or Without Heald Frame Support**

Adapt to position upper and lower beams on looms.



#### Features Highlights

- Remote control battery charger
- Hydraulic forks extension: 350 mm
- Hydraulic beam translation:  $\pm 75$  mm
- Hydraulic harness mounting on two axes
- Harness mounting mechanic translation  $\pm 75$  mm
- 24V/60A battery charger

#### Optional

- Gel battery 24V/240Ah
- Trolley for battery changing
- TUV Certificate remote control for driving and hydraulic functions

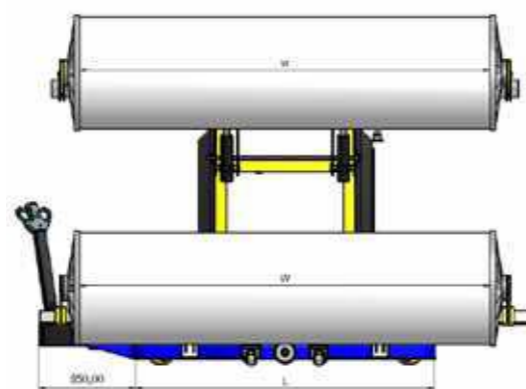
#### Technical Features

##### Top Beam

Maximum Beam Weight Capacity :	1000 to 2500 Kgs
Maximum Beam Flange Dia :	800 to 1100 mm
Maximum Barrel Dia :	150 to 365 mm
Maximum Barrel Length :	1800 to 4400 mm

##### Top Beam


Maximum Beam Weight Capacity :	1000 to 2500 Kgs
Maximum Beam Flange Dia :	800 to 1100 mm
Maximum Barrel Dia :	150 to 365 mm
Maximum Barrel Length :	1800 to 4400 mm



### TPS

**Battery Operated Pallet Beam Carrier**

Hand operated trolley for transport full or empty beam.



#### Features Highlights

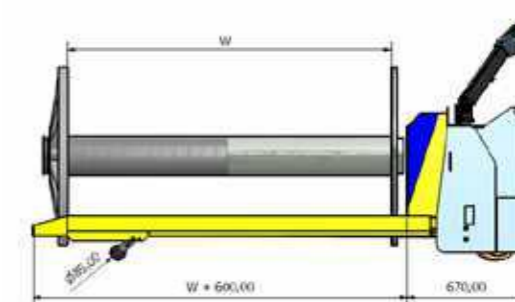
- 24V/60A battery charger

#### Optional

- Gel battery 24V/210Ah
- Trolley for battery changing
- Operator retractable stand

#### Technical Features

Maximum Beam Weight Capacity :	1000 to 2500 Kgs
Maximum Beam Flange Dia :	800 to 1500 mm
Maximum Barrel Dia :	150 to 365 mm
Maximum Barrel Length :	1800 to 4400 mm



# POLY BEAMER WITH UNWINDING CREEL

## Technical Features

Working width	: 1800 mm to 6000 mm
Barrel length	: 2100 mm to 6300 mm
Beam flange dia.	: 800 mm to 1250 mm
Beaming tension	: 10 KN to 40 KN
Beaming speed	: 100 MPM (Higher on request )
Creel ends	: 600 to 4000 ends

## Features Highlights

### Head Stock

Rigid structure with side frames supporting beam carriages. Independent motorised beam carriages with heavy duty ball bearing arbors to facilitate accommodation of warp beam having different width by means of spline shaft drive. Carriage movement controlled by hand held controller.



### Beam Loading / Unloading

Safe and quick loading and unloading of beam with retractable spline type beam adaptors by means of hydraulic system.



## Features Highlights

### Motorised Beam Arm

To adjust the variable distance between flange, the beam mounting are adjustable by AC motor and gear box through torque limiting system for the safety of motor.



### Control and Automation

Large display of 10" HMI touch screen with colour graphics provides user friendly access and operation. Display of process data on line as well as setting parameter control like speed / tension / length etc. In built printer to print process data of Beam produced for department record and information.




### Warp Sheet Oscillation Through Comb

Zig zag comb assembly having traverse for vertical movement as well as for horizontal movement to avoid abrasion of the warp with dent as well as to improve proper warp sheet build up on beam.



### Expansion Comb for Width Adjustment

Zig Zag comb provided which is operated by separate AC motor and gear box for warp width adjustment. Expansion and compression is obtained by cam switch. Complete assembly shifting is also abstained by cam switch either LH or RH side to align warp width with beam.



## POLY BEAMER

### Feature Highlights

#### Operator Double Safety

Operator safety devices are provided in front of the nip roller and the beam operation area. These safety devices are interlocked with the machine operation to ensure safety.



#### Operator Working Platform

At the back side of the machine, MS fabricated working platform for operator for easy access to comb assembly and easy for warp knotting and yarn sheet alignment.

#### Drive

Beam drive through AC inverter offers constant beaming speed through out length. Precise linear acceleration and deceleration to maintain constant line speed control in close loop. Constant beaming tension from beam start to end by adjusting pressure in auto close loop. Slow speed Jog speed option provided.



### Feature Highlights

#### Panel AC for Control Panel

To ensure normal temperature in control panel air conditioning unit installed.



#### Warp Sheet Feed

3 roller feeding system consists of synthetic rubber coated delivery and chrome plated nip roller.



## UNWINDING CREEL

### Parallel Unwinding Creel

Heavy duty MS pipe fabricated structure.




### Bobbin Holder Spindles

Mounted on precision bearings with suitable locking cups and rubber o-rings and equipped with braking provisions for individual spindles. Warp tension adjustment is achieved through a spring-loaded guide.




### Creel Front Eyelet Board

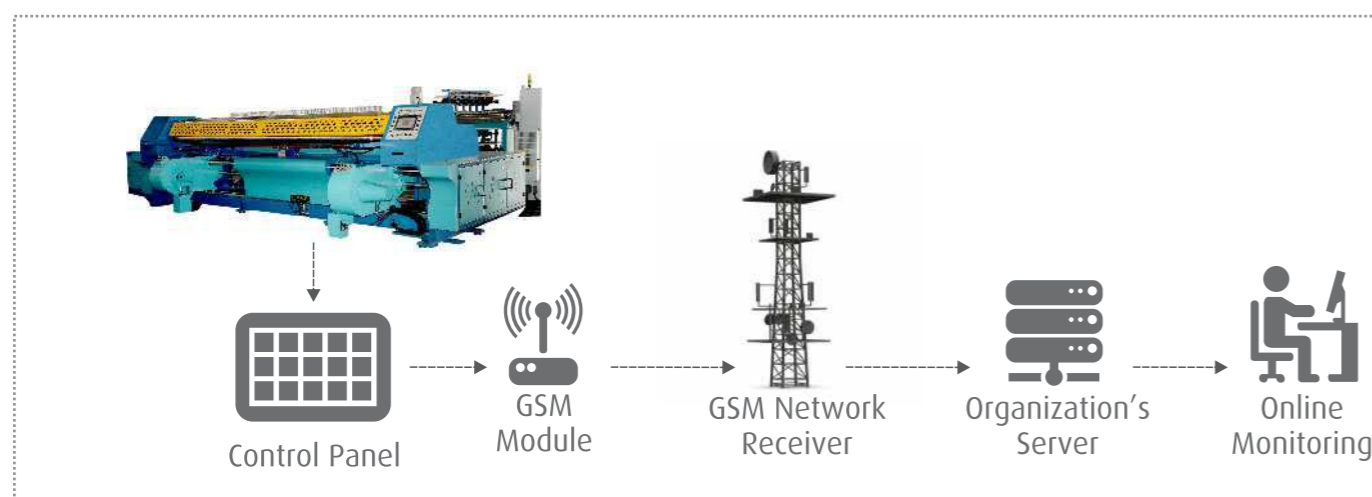
Ceramic Eyelet board on each individual row for separation of warp sheet row wise to ensure alignment of all warp ends.



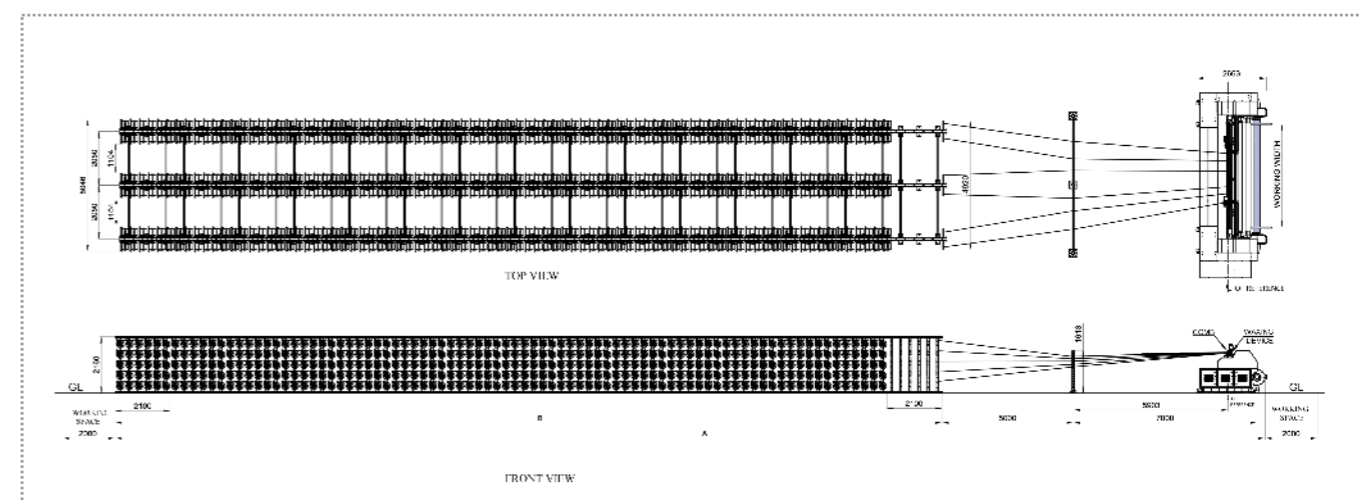
## POLY BEAMER WITH UNWINDING CREEL



### Online Monitoring Systems



### Poly Beamer Layout



General Note :  
• All dimensions are in mm Unless otherwise specified

## TECHNICAL TEXTILE APPLICATIONS

### Creel for GEO Textile



### Creel for Mono Filament



### Creel for Glass Fiber



## BATCHING DEVICE

Loom batching motion (Batching device) is designed to attach all type of weaving machine. Any type of woven, non-woven or knitted fabrics can be taken up on the machine and are designed to give tight and compact rolls in the most elastic to heaviest fabrics such as industrial textiles.



### Technical Features

Working Width	: 1700 mm to 3600 mm
Maximum Cloth Roll Dia	: 1000 mm to 1500 mm
Maximum Cloth Roll Weight	: 300 to 2500 Kgs
Maximum Cloth Roll Weight Control	: Close loop AC drive

# ULTRASONIC REED CLEANING MACHINE RI 1201 (3 IN 1 : CLEANING / RINSING / DRYING)

## Features Highlights

- SS fabricated tank for cleaning with over head cover for effective use
- SS fabricated tank for rinsing process
- SS fabricated tank for drying process
- Machine mounted on swivel type castor wheel for easy transport with jack at 4 corner for parking
- Inlet for fresh water/outlet for water disposal
- Water level sensor
- Water heater with temperature controller
- Ultrasonic sensor & generator with timing control
- Rinsing tank with water outlet to drain out water
- Drying tank with hot air blower
- Interlock with sequential operation
- PLC controlled timing sequence
- 5.7" touch screen for process control setting as well as on line process monitor, safety alarms, userguide lines help menu

## Advantages

The weaving process is operated on a high-speed machine with a high RPM, ensuring smooth, stable and efficient operation.

To maintain stable operation at high speed, it is essential to ensure that all parts, tools and equipment of the Air Jet Loom machine are in good condition, especially the profile reed.

The ultrasonic reed cleaning machine promises efficient cleaning.

## Technical Features

Suitable for reed of weaving machine size	: 1900 mm to 3600 mm
Water tank size	: 2400 mm to 4100 mm length : 150 mm to 225 mm width : 150 mm height
Water capacity	: 110 ltr to 250 ltr
Power supply	: 3 phase/50 Hz, 380-440 V AC
Reed mounting position for cleaning	: Vertical 2 reeds at a time
Water heating	: Through heating element having thermostat
Water tank	: SS 316
Cleaning method	: Through ultrasonic device, 40 Khz / 1.2 kW to 2.4 kW
Rinsing tank	: SS 316
Drying chamber	: SS 316 chamber with hot air provision with blower with heating arrangement



## MULTI END SIZING RI 8001 M

### Features Highlights

- Individual yarn tensioners to provide the uniform tension
- Very Simple chemical though given so as to make yarn passage smooth avoiding unnecessary tension on yarn. No rollers, no extra tensioners
- In though, two Sponge squeezers of special material given to squeeze the extra paste from yarn giving advantage of full size penetration in the yarn and extra strength by giving compact effect, uniform drying of the yarn
- Advanced IR dryer with convection system for uniform drying of each yarn
- Saving of energy by providing hot air circulation system
- Contact less dryer avoid the chances of damaging the yarn coating
- Adjustable heat setting of dryer will help to maintain the even moisture in the yarn
- Precision winding with traverse guide provided for individual spindle to make final package uniformly wound
- Winding of cheeses with bi conical/ straight edges
- Individual package traverse length adjustments.
- Very low maintenance cost as the machine is very sturdy and compact
- Package holder cradles are provided to give enough compactness of package



### Technical Specification

No. of Creel Ends	: 48 to 400
Machine Type	: Multi End Coating Machine
Package Winding Motor	: Controlled by individual AC motor with individual traverse cam
Winding Speed	: 0 - 150 MPM (Depend on the type of yarn)
Drying Option	: IR drying with convection or induction heating attach
Temperature Control	: Provided drying zone from 80 - 150 degree centigrade
Chemical Tank	: SS fabricated size chemical tank provided
Chemical Circulation	: Pump provided
Chemical Pump Motor & Pump	: Controlled by AC motor
Hot Air Circulation Device	: Controlled by blower motor



**DRYING CHAMBER**



**TENSIONER**



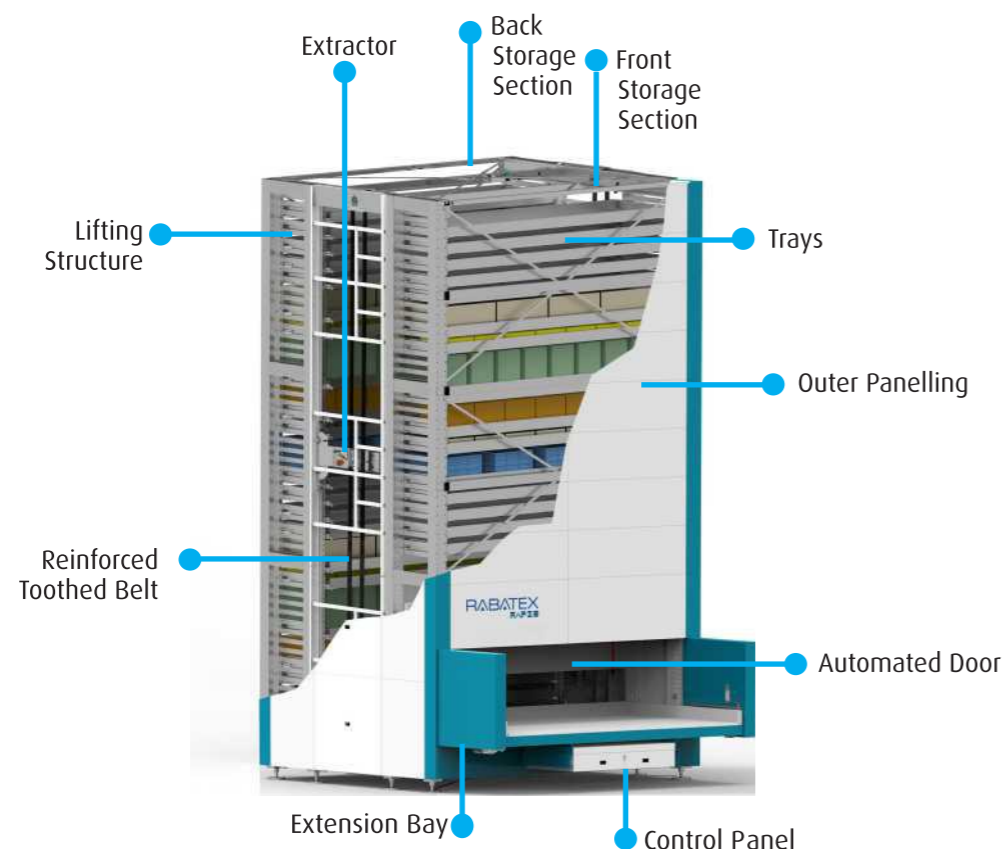
**CALENDAR ROLLER**



**WINDING MECHANISM**

## RAPID - Vertical Storage System (VLM)

Rabatex RAPID is a vertical lift module, the automated storage and picking system of any products and goods in any different work environment increasing the performance of your workhouse and shop floor as well as the efficiency, speed, accuracy, flexibility, inventory control management, safety of your storage and order picking process with minimum amount of space required by enhancing storage space vertically.



### Working Principle

RAPID (VLM) system, is responsible for transporting trays to and from their storage location. The extractor is driven by reinforced toothed belt - high precision and low noise feature. The center extractor guiding system is independent of the unit structural members and thus ensures safe, jerk free and uncritical operation with low energy cost and short waiting time.




**TOOTHED BELT TECHNOLOGY**

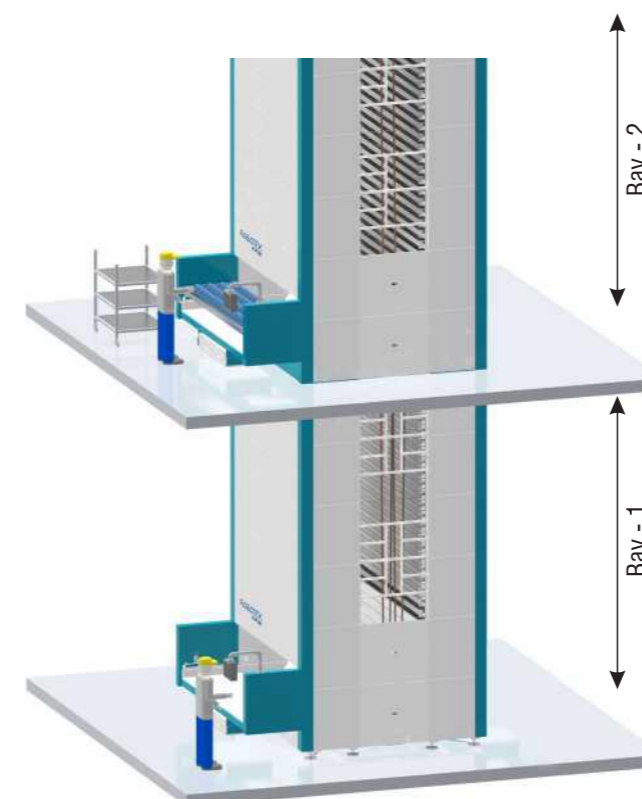
## RAPID - Vertical Storage System (VLM)

### Space Utilization

Vertical lift modules are available in various Height/Width/Depth to meet every application. Utilizing the floor to ceiling height and storing trays height optimising positions allows the VLM to save up to 85% floor space when compared to standard shelving, with the VLM organization can expand operations internally without a brick and mortar building expansion, or consolidate multiple facilities.



Saving up to 85% of your floor space



### Benefits of Rapid

- Save upto 85% floor space
- High economic efficiency by faster material availability with reduced labour
- Elimination of manual mistakes
- Best protected inventory management
- Storage and handling of light to heavy parts
- Accidents free operation by advanced safety devices
- Easy and ergonomic operation
- Modularity

## RAPID - Vertical Storage System (VLM) User Friendly System



**INTERNAL BAY**



**EXTERNAL BAY**



**LASER POINTER FOR MATERIAL LOCATION**



**BARCODE SCANNER AND PRINTER**



**AUTOMATED DOORS**



**TOUCH SCREEN CONSOLE**



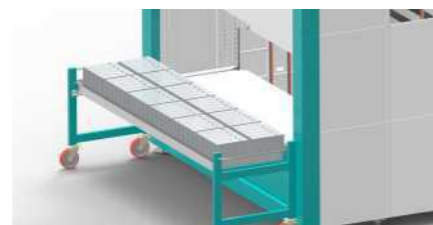
**DOUBLE TRAY DELIVERY STATION**



**SAFETY SENSORS**



**INVENTORY CONTROL MANAGEMENT SOFTWARE**



**PORTABLE EXTENSION BAY**


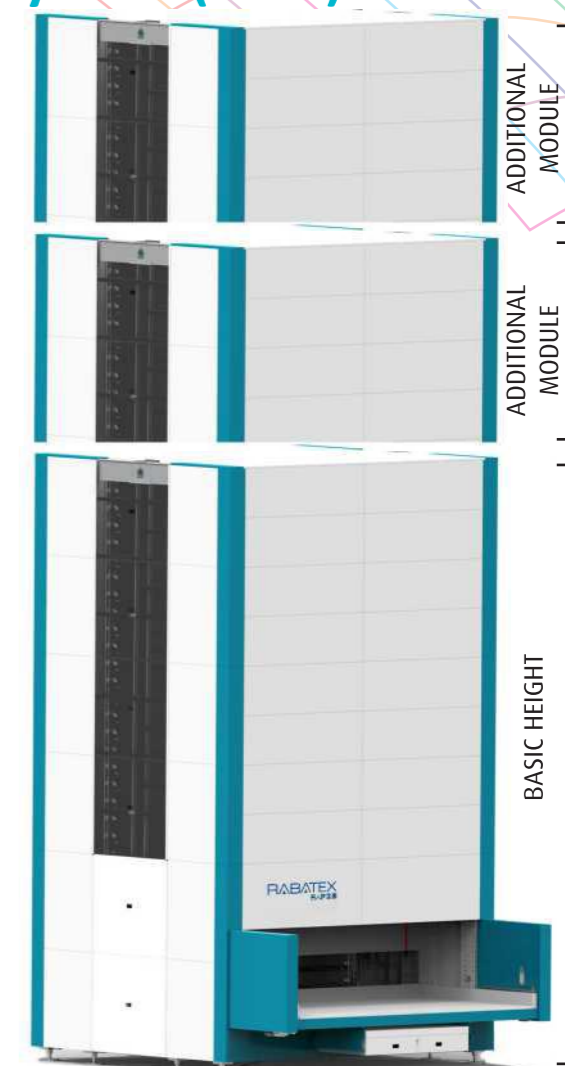
## RAPID - Vertical Storage System (VLM)

### Modular Design

Modular design which can always be adapted to increase capacity and Bay for future height requirements.

### Height Dependent Storage

- Cell allocation with height scanning technology
- Max. space utilization
- With max. flexibility reduce accident possibility
- Eliminate manual mistakes




The RAPID can be extended to the composite System depending on the requirements

## RAPID - Vertical Storage System (VLM)

### Tray Variants

The tray is designed for each type of industries individual goods/material

- Customize design for different height and weight of material
- Weight based design for different applications
- Multipurpose design to make compartments



**EMPTY TRAY**



**YARN BOBBINS**




**ELECTRONIC ITEMS**



**PLASTIC BINS**



**SMALL COMPONENTS**



**SPARE PARTS AND TOOLS**



**METAL PARTS**



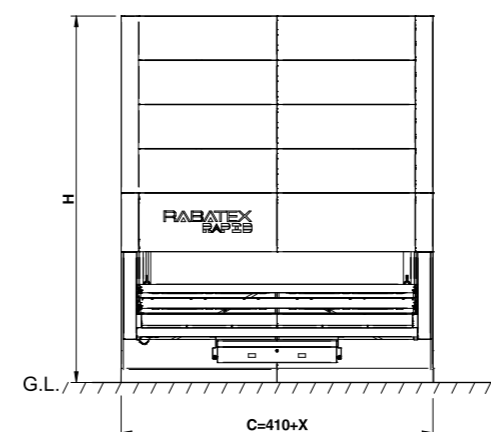
**HEAVY PARTS**

## RAPID - Vertical Storage System (VLM)

### Data/Features

#### VLM UNIT DIMENSION CHART

TRAY WIDTH (X)	TRAY DEPTH (Y)	A	E	B	C	H
1160	840	3110	1130	4240	1570	4190 to 12190 (WITH 500 MM INCREMENTAL)
1560					1970	
2020					2430	
2520					2930	
3120					3530	
3720					4130	
1160	740	2810	1030	3840	1570	
1560					1970	
2020					2430	
2520					2930	
3120					3530	
3720					4130	
1160	640	2510	930	3440	1570	
1560					1970	
2020					2430	
2520					2930	
3120					3530	
3720					4130	
1160	540	2210	830	3040	1570	
1560					1970	
2020					2430	
2520					2930	
3120					3530	
3720					4130	



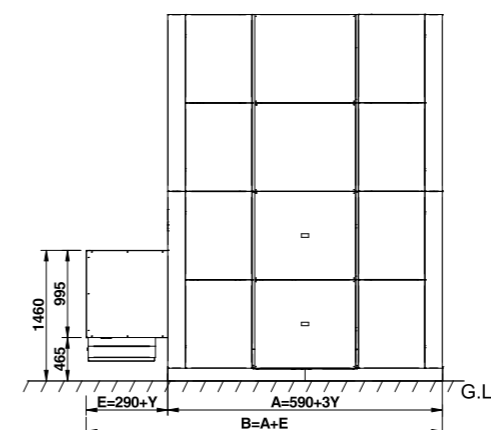
- Unit heights: 4000mm to 24000mm (In multiple of 500 mm)
- Tray depth: 540/640/740/840 mm
- Tray width: 1160/1560/2020/2520/3120/3720 mm
- Weight capacity per tray: 250 kg to 750 kg
- Operator interface: 24" Touch Screen PC
- Automatic tray weight measurement
- Ergonomic tray position
- Rugged steel structure
- Extractor driven by high precision and low noise toothed belt transmission

#### Automatic Door Mechanism

- Light curtain for operator safety
- Inventory control management software

#### Additional Accessories (on request)

- Tray accessories for compartment creation
- External bay
- Dual tray delivery
- Multiple opening access
- Portable extension bay
- Laser pointer for material detection
- Barcode scanner & printer system
- Remote diagnosis




## ACCESSORIES


### Static Eliminator



### Stop Motion (Optical)



### Stop Motion (Dropper Type)



## TENSIONERS

### For Different Yarn Type



TYPE: RI 1110




TYPE: RI 1111



TYPE: RI 1112



TYPE: RI 1113



TYPE: RI 1114




TYPE: RI 1115



TYPE: RI 1116



TYPE: RI 1117



TYPE: RI 1118



TYPE: RI 1119



TYPE: RI 1120